

DATE: 3-13-08

Practice #2

EXECUTION PREPARATION PROCESS(CONTINUED)		TIME	RESPONSIBLE TEAM MEMBERS	CONTINGENCY LOG:	TIME
Explanation to inmate of lethal injection				STM & witness all arranged with STM 2 in the execution chamber	1017
Inmate offered injection for anxiety - one (1) hour prior					
Inmate accepted/declined injection for anxiety					
Open phone line with Governor's Office	1003		4		
Death Chamber Entrance Door Secured	1003		12		
Read Warrant - Waived reading of the Warrant	1004		4		
Restraints applied at holding cell	1004		786 2		
Escorted to gurney	Begins 1004	Ends 1014	786 2		
Security Team Restraint process begun/completed					
Technical Team process begun/completed					
IV method utilized: Peripheral Femoral	Begins 1008	Ends 1017	MP1 MP2		
Security Team and Technical Team depart execution chamber	1018		786 MP1 MP2		
Official/Media Witnesses Entered and Secured in Witness Room	1014		20		
Verify checklist completed/Executioners Room ready to proceed:					
Team Warden					
Curtain Opened	1020		12 2		
Communication with Governor's Office reference any last stay's	1020		12		
Activate Public Address (PA) System	1020		12 2		
Last statement	1020		12		
Execution Phase Begins	1020		12		
Deactivate Public Address (PA) System	1020		12 2		
Initiate phases	1021		12		
Physician pronounces death/Team Warden in agreement	1021		12		1026
Notification that sentence has been carried out to Governor's Office	1021		12		
Activate Public Address (PA) System	1021		12 2		
Notification that sentence has been carried out to Witnesses	1021		12		
Deactivate Public Address (PA) System	1021		12		
Curtain Closes	1021		12		
Official/Media Witnesses Departed Witness Room	1028		20		
Medical Team departs					
Body Removal Team	Enters 1028	Exits	12		
Verify/collect checklists/documentation to include FDLE logs.					
Debriefing					
Team Warden					

EXECUTIONERS ROOM CHECKLIST

DATE 3/13/08 Practice 2

PREPARATION CHECKLIST	TIME	Responsible Team Member
2 Team Members along w/FDLE observe preparation of lethal injection chemical mix		17
Expiration Date of Chemicals verified		17
8 syringes w/18 gauge, 1 inch blunt cannula		
8 syringes labeled to include chemical name		
8 syringes filled with chemical mix:		
Syringe #1 and #2: Sodium Pentothal		
Syringe #3: Saline Solution		
Syringe #4 and #5: Pancuronium Bromide		
Syringe #6: Saline Solution		
Syringe #7 and #8: Potassium Chloride		
8 syringes secured in Stand A		
8 syringes w/18 gauge, 1 inch blunt cannula		
8 syringes labeled to include chemical name		
8 syringes filled with chemical mix:		
Syringe #1 and #2: Sodium Pentothal		
Syringe #3: Saline Solution		
Syringe #4 and #5: Pancuronium Bromide		
Syringe #6: Saline Solution		
Syringe #7 and #8: Potassium Chloride		
8 syringes secured in Stand B		
Stand A and Stand B transported to Execution Room		
Execution Room secured		
2 Standard IV infusion sets and extension sets that will be clearly marked #1 and #2		

TEAM WARDEN

DATE: practice 3 3/13/08

[illegible]

EXECUTION CHECKLIST

DATE: 2-20-08

Practitioner #1

EXECUTION PREPARATION - PRIOR TO RECEIVING INMATE	TIME	RESPONSIBLE TEAM MEMBER	CONTINGENCY LOG:	TIME
All team members present	745	ALL		
Drug test completed				
Arrive on site	820	ALL		
Telephone check	835	1		
Cell phone check/Secure Team cell phones in cabinet	835	ALL		
Public Address System check	839	1		
Radio check/Radio accountability	840	ALL		
Visual Monitor/Video Equipment Check	844	14		
Obtain keys/key check/Key log	825	21 20 6		
Equipment bag check	836	4		
Suit/Undergarments present				
Shower supplies	840	1 21		
Search shower	840	1 21		
Search holding cell	840	1 21		
Ensure sheets pressed and several back-ups	838	4		
Ensure IV Pole is on medical cart	847 AM	MP 2		
Checked Phase Light System	837 AM	14		
Medical Equipment Check:				
• Wireless Telemetry Monitors	847 AM	MP 2		
• UPS for Wireless Telemetry Monitors	847 AM	MP 2		
• Cardiac Monitors	847 AM	MP 2		
• Cardiac Monitor Leads	847 AM	MP 2		
Verify checklist completed at this time:				
Team Warden <u> </u>				
EXECUTION PREPARATION PROCESS	TIME	RESPONSIBLE TEAM MEMBERS	CONTINGENCY LOG:	TIME
Receive Inmate/Obtain log book				
Complete shower				
Secure in holding cell	908 AM	21		
Issue clothing				

DATE: 2.20.08

Practice #1

EXECUTION PREPARATION PROCESS(CONTINUED)		TIME	RESPONSIBLE TEAM MEMBERS	CONTINGENCY LOG:	TIME
Explanation to inmate of lethal injection		909	12		
Inmate offered injection for anxiety - one (1) hour prior					
Inmate accepted/declined injection for anxiety					
Open phone line with Governor's Office		908	19		
Death Chamber Entrance Door Secured		900	6		
Read Warrant - Waived reading of the Warrant					
Restraints applied at holding cell		909	6		
Escorted to jury		909	24 6 3		
Security Team Restraint process begun/completed		Begins			
Technical Team process begun/completed.		110	24 6 3		
IV method utilized: (Peripheral) Femoral		Begins			
Security Team and Technical Team depart execution chamber		914	MP1 MP2		
Official/Media Witnesses Entered and Secured in Witness Room		925	MP1 MP2 243		
Verify checklist completed/Executors Room ready to proceed:		919	20		
Team Warden					
Curtain Opened		929	6 12		
Communication with Governor's Office reference any last stays		929	12		
Activate Public Address (PA) System		930	6 12		
Last statement		930	12		
Execution Phase Begins		930	12		
Deactivate Public Address (PA) System		930	6 12		
Initiate phases		930	12		
Physician pronounces death/Team Warden in agreement		935	12		
Notification that sentence has been carried out to Governor's Office		935	12		
Activate Public Address (PA) System		936	6 12		
Notification that sentence has been carried out to Witnesses		936	12		
Deactivate Public Address (PA) System		936	6 12		
Curtain Closes		936	6 12		
Official/Media Witnesses Departed Witness Room		937	20		
Medical Team departs					
Body Removal Team		Enters			
		937			
Verify/collect checklists/documentation to include FDLE logs.					
Debriefing					
Team Warden					

EXECUTIONERS ROOM CHECKLIST

DATE 2/20/08

PREPARATION CHECKLIST

	TIME	Responsible Team Member
2 Team Members along w/FDLE observe preparation of lethal injection chemical mix		
Expiration Date of Chemicals verified		
8 syringes w/18 gauge, 1 inch blunt cannula		
8 syringes labeled to include chemical name		
8 syringes filled with chemical mix:		
Syringe #1 and #2: Sodium Pentothal		
Syringe #3: Saline Solution		
Syringe #4 and #5: Pancuronium Bromide		
Syringe #6: Saline Solution		
Syringe #7 and #8: Potassium Chloride		
8 syringes secured in Stand A		
8 syringes w/18 gauge, 1 inch blunt cannula		
8 syringes labeled to include chemical name		
8 syringes filled with chemical mix:		
Syringe #1 and #2: Sodium Pentothal		
Syringe #3: Saline Solution		
Syringe #4 and #5: Pancuronium Bromide		
Syringe #6: Saline Solution		
Syringe #7 and #8: Potassium Chloride		
8 syringes secured in Stand B		
Stand A and Stand B transported to Execution Room		
Execution Room secured		
2 Standard IV infusion sets and extension sets that will be clearly marked #1 and #2		

TEAM WARDEN

DATE: 2/20/08 practice 1

EXECUTION PHASE BEGINS		TIME	STM Number
Technical Team confirmed with Executioners that LINE #1 is the PRIMARY LINE		9:38/AM	STM 14
Phase 1 Begins			
Syringe 1	Sodium Pentothal	Begins 9:39 Ends 9:41	14
Syringe 2	Sodium Pentothal	Begins 9:41 Ends 9:43	14
Syringe 3	Saline Solution	Begins 9:43 Ends 9:44	14
Phase 1 Ends			
Team Warden checks for consciousness		9:45	14
Inmate medically checked for consciousness		9:47	14
Phase 2 Begins		9:53	14
Syringe 4	Pancuronium Bromide	Begins 9:53 Ends 9:55	14
Syringe 5	Pancuronium Bromide	Begins 9:55 Ends 9:57	14
Syringe 6	Saline Solution	Begins 9:57 Ends 9:58	14
Phase 2 Ends		9:58	14
Phase 3 Begins		9:59	14
Syringe 7	Potassium Chloride	Begins 9:59 Ends 9:59	14
Syringe 8	Potassium Chloride	Begins 9:59 Ends 9:59	14
Phase 3 Ends			
Sentence has been carried out		9:59	14
All materials/chemical mix disposed of according to State and Federal Law		no chemicals used	
CONTINGENCY LOG:			
TEAM WARDEN			

EXECUTION CHECKLIST

DATE: 2-20-08
Practical #2

EXECUTION PREPARATION - PRIOR TO RECEIVING INMATE	TIME	RESPONSIBLE TEAM MEMBER	CONTINGENCY LOG:	TIME
All team members present				
Drug test completed				
Arrive on site				
Telephone check				
Cell phone check/Secure Team cell phones in cabinet				
Public Address System check				
Radio check/Radio accountability				
Visual Monitor/Video Equipment Check				
Obtain keys/key check/Key log				
Equipment bag check				
Suit/Undergarments present				
Shower supplies				
Search shower				
Search holding cell				
Ensure sheets pressed and several back-ups				
Ensure IV Pole is on medical cart				
Checked Phase Light System				
Medical Equipment Check:				
• Wireless Telemetry Monitors				
• UPS for Wireless Telemetry Monitors				
• Cardiac Monitors				
• Cardiac Monitor Leads				
Verify checklist completed at this time:				
Team Warden				
EXECUTION PREPARATION PROCESS	TIME	RESPONSIBLE TEAM MEMBERS	CONTINGENCY LOG:	TIME
Receive Inmate/Obtain log book				
Complete shower				
Secure in holding cell	1017	2-1		
Issue clothing				

DATE: 2-10-08

Pratt # 2

EXECUTION PREPARATION PROCESS(CONTINUED)		TIME	RESPONSIBLE TEAM MEMBERS	CONTINGENCY LOG:	TIME
Explanation to inmate of lethal injection		1024	12		
Inmate offered injection for anxiety - one (1) hour prior					
Inmate accepted/declined injection for anxiety					
Open phone line with Governor's Office		1025	19		
Death Chamber Entrance Door Secured		1022	6		
Read Warrant - Waived reading of the Warrant		1034	12		
Restraints applied at holding cell		1024	6		
Escorted to guney		1026	2344		
Security Team Restraint process begun/completed		Begins	Ends		
		1027	1042	2346	
Technical Team process begun/completed.		Begins	Ends		
IV method utilized: (Peripheral) Femoral		1031	1042	M1,M2	
Security Team and Technical Team depart execution chamber		1042	M1,M2	234	
Official/Media Witnesses Entered and Secured in Witness Room		1037	20		
Verify checklist completed/Executioners Room ready to proceed:					
Team Warden					
Curtain Opened		1047	6 12		
Communication with Governor's Office reference any last stays		1048	12		
Activate Public Address (PA) System		1048	6 12		
Last statement		1048	12		
Execution Phase Begins		1049	12		
Deactivate Public Address (PA) System		1049	6 12		
Initiate phases		1049	12		
Physician pronounces death/Team Warden in agreement		1054	12		
Notification that sentence has been carried out to Governor's Office		1056	12		
Activate Public Address (PA) System		1056	6 12		
Notification that sentence has been carried out to Witnesses		1056	12		
Deactivate Public Address (PA) System		1056	6 12		
Curtain Closes		1056	6 12		
Official/Media Witnesses Departed Witness Room		1057	20		
Medical Team departs					
Body Removal Team		Enters	Exits		
		1058			
Verify/collect checklist/documentation to include FDLE logs.					
Debriefing					

Team Warden

[Signature]

Made statement

Flat Line

EXECUTIONERS ROOM CHECKLIST

DATE _____

PREPARATION CHECKLIST	TIME	Responsible Team Member
2 Team Members along w/FDLE observe preparation of lethal injection chemical mix		
Expiration Date of Chemicals verified		
8 syringes w/18 gauge, 1 inch blunt cannula		
8 syringes labeled to include chemical name		
8 syringes filled with chemical mix: Syringe #1 and #2: Sodium Pentothal Syringe #3: Saline Solution Syringe #4 and #5: Pancuronium Bromide Syringe #6: Saline Solution Syringe #7 and #8: Potassium Chloride		
8 syringes secured in Stand A		
8 syringes w/18 gauge, 1 inch blunt cannula		
8 syringes labeled to include chemical name		
8 syringes filled with chemical mix: Syringe #1 and #2: Sodium Pentothal Syringe #3: Saline Solution Syringe #4 and #5: Pancuronium Bromide Syringe #6: Saline Solution Syringe #7 and #8: Potassium Chloride		
8 syringes secured in Stand B		
Stand A and Stand B transported to Execution Room		
Execution Room secured		
2 Standard IV infusion sets and extension sets that will be clearly marked #1 and #2		

TEAM WARDEN _____

Machine # 2

10156	14
10157	14

EXECUTION CHECKLIST

DATE: 2-20-08

Practice # 3

EXECUTION PREPARATION - PRIOR TO RECEIVING INMATE		TIME	RESPONSIBLE TEAM MEMBER	CONTINGENCY LOG:	TIME
All team members present					
Drug test completed					
Arrive on site					
Telephone check					
Cell phone check/Secure Team cell phones in cabinet					
Public Address System check					
Radio check/Radio accountability					
Visual Monitor/Video Equipment Check					
Obtain keys/Key check/Key log					
Equipment bag check					
Suit/Undergarments present					
Shower supplies					
Search shower					
Search holding cell					
Ensure sheets pressed and several back-ups					
Ensure IV Pole is on medical cart					
Checked Phase Light System					
Medical Equipment Check:					
<ul style="list-style-type: none"> • Wireless Telemetry Monitors • UPS for Wireless Telemetry Monitors • Cardiac Monitors • Cardiac Monitor Leads 					
Verify checklist completed at this time:					
Team Warden _____					
EXECUTION PREPARATION PROCESS		TIME	RESPONSIBLE TEAM MEMBERS	CONTINGENCY LOG:	TIME
Receive inmate/Obtain log book					
Complete shower					
Secure in holding cell		1112	21		
Issue clothing					

DATE: 2-20-08

Practice # 3

EXECUTION PREPARATION PROCESS(CONTINUED)	TIME	RESPONSIBLE TEAM MEMBERS	CONTINGENCY LOG:	TIME
Explanation to inmate of lethal injection	11:15	12		
Inmate offered injection for anxiety - one (1) hour prior				
Inmate accepted/declined injection for anxiety				
Open phone line with Governor's Office	11:14	19		
Death Chamber Entrance Door Secured	11:13	6		
Read Warrant - Waived reading of the Warrant				
Restraints applied at holding cell	11:14	4		
Escorted to gurney	11:16	2, 3, 4, 6		
Security Team Restraint process begun/completed	Begins 11:17 Ends 11:28	2, 3, 4, 6		
Technical Team process begun/completed.	Begins 11:20 Ends 11:28	401, 402		
IV method utilized: <u>Chemotherapy</u> Femoral				
Security Team and Technical Team depart execution chamber	11:30	401, 402, 234		
Official/Media Witnesses Entered and Secured in Witness Room	11:27	20		
Verify checklist completed/Executioners Room ready to proceed:				
Team Warden <u>James Mc</u>				
Curtain Opened	11:34	6, 12		
Communication with Governor's Office reference any last stays	11:34	12		
Activate Public Address (PA) System	11:35	6, 12		
Last statement	11:35	12		
Execution Phase Begins	11:35	12		
Deactivate Public Address (PA) System	11:35	6, 12		
Initiate phases	11:35	12		
Physician pronounces death/Team Warden in agreement	11:42	12	Flat line	
Notification that sentence has been carried out to Governor's Office	11:42	12		
Activate Public Address (PA) System	11:43	6, 12		
Notification that sentence has been carried out to Witnesses	11:43	12		
Deactivate Public Address (PA) System	11:43	6, 12		
Curtain Closes	11:43	6, 12		
Official/Media Witnesses Departed Witness Room	11:44	20		
Medical Team departs				
Body Removal Team	Enters 11:44 Exits			
Verify/collect checklists/documentation to include FDLE logs.				
Debriefing			Team Warden <u>James Mc</u>	

EXECUTIONERS ROOM CHECKLIST

DATE 1/20/08

PREPARATION CHECKLIST	TIME	Responsible Team Member
2 Team Members along w/ DLE observe preparation of lethal injection chemical mix		
Expiration Date of Chemicals verified		
8 syringes w/18 gauge, 1 inch blunt cannula		
8 syringes labeled to include chemical name		
8 syringes filled with chemical mix: Syringe #1 and #2: Sodium Pentothal Syringe #3: Saline Solution Syringe #4 and #5: Pancuronium Bromide Syringe #6: Saline Solution Syringe #7 and #8: Potassium Chloride		
8 syringes secured in Stand A		
8 syringes w/18 gauge, 1 inch blunt cannula		
8 syringes labeled to include chemical name		
8 syringes filled with chemical mix: Syringe #1 and #2: Sodium Pentothal Syringe #3: Saline Solution Syringe #4 and #5: Pancuronium Bromide Syringe #6: Saline Solution Syringe #7 and #8: Potassium Chloride		
8 syringes secured in Stand B		
Stand A and Stand B transported to Execution Room		
Execution Room secured		
2 Standard IV infusion sets and extension sets that will be clearly marked #1 and #2		

TEAM WARDEN

DATE: 2/20/08
Practice #3

EXECUTION PHASE BEGINS		TIME	STM Number
Technical Team confirmed with Executioners that LINE #1 is the PRIMARY LINE			14
Phase 1 Begins			14
Syringe 1	Sodium Pentothal	Begins 11:34 Ends 11:36	14
Syringe 2	Sodium Pentothal	Begins 11:36 Ends 11:37	14
Syringe 3	Saline Solution	Begins 11:37 Ends 11:37	14
Phase 1 Ends		11:37	14
Team Warden checks for consciousness		11:37	14
Inmate medically checked for consciousness		11:37	14
Phase 2 Begins		11:38	14
Syringe 4	Pancuronium Bromide	Begins 11:38 Ends 11:38	14
Syringe 5	Pancuronium Bromide	Begins 11:39 Ends 11:40	14
Syringe 6	Saline Solution	Begins 11:40 Ends 11:40	14
Phase 2 Ends		11:40	14
Phase 3 Begins		11:40	14
Syringe 7	Potassium Chloride	Begins 11:41 Ends 11:41	14
Syringe 8	Potassium Chloride	Begins 11:41 Ends 11:42	14
Phase 3 Ends		11:42	14
Sentence has been carried out		11:42	14
All materials/chemical mix disposed of according to State and Federal Law		NO chemical used	14
CONTINGENCY LOG:			
TEAM WARDEN			

1 C

EXECUTION CHECKLIST

DATE: _____

EXECUTION PREPARATION - PRIOR TO RECEIVING INMATE	TIME	RESPONSIBLE TEAM MEMBER	CONTINGENCY LOG:	TIME
All team members present				
Drug test completed				
Arrive on site				
Telephone check				
Cell phone check/Secure Team cell phones in cabinet				
Public Address System check				
Radio check/Radio accountability				
Visual Monitor/Video Equipment Check				
Obtain keys/Key check/Key log				
Equipment bag check				
Suit/Undergarments present				
Shower supplies				
Search shower				
Search holding cell				
Ensure sheets pressed and several back-ups				
Ensure IV Pole is on medical cart				
Checked Phase Light System				
Medical Equipment Check:				
• Wireless Telemetry Monitors				
• UPS for Wireless Telemetry Monitors				
• Cardiac Monitors				
• Cardiac Monitor Leads				
Verify checklist completed at this time: Team Warden _____				
EXECUTION PREPARATION PROCESS	TIME	RESPONSIBLE TEAM MEMBERS	CONTINGENCY LOG:	TIME
Receive Inmate/Obtain log book				
Complete shower				
Secure in holding cell	1843	21		
Issue clothing				

DATE: 2-20-08

Pruchit 24

EXECUTION PREPARATION PROCESS(CONTINUED)	TIME	RESPONSIBLE TEAM MEMBERS	CONTINGENCY LOG:	TIME
Explanation to inmate of lethal injection	1245	12		
Inmate offered injection for anxiety - one (1) hour prior				
Inmate accepted/declined injection for anxiety				
Open phone line with Governor's Office	1245	19		
Death Chamber Entrance Door Secured	1244	6		
Read Warrant - Waived reading of the Warrant				
Restraints applied at holding cell	1245	4		
Escorted to gunney	1245	2346		
Security Team Restraint process begun/completed	Begins 1244 Ends 1257	2346		
Technical Team process begun/completed	Begins 1251 Ends 1254	402 407		
IV method utilized: Peripheral Femoral				
Security Team and Technical Team depart execution chamber	1258	402 407 234		
Official/Media Witnesses Entered and Secured in Witness Room	1254	20		
Verify checklist completed/Executors Room ready to proceed:				
Team Warden				
Curtain Opened	1340	6 12		
Communication with Governor's Office reference any last stays	1300	12		
Activate Public Address (PA) System	1300	6 12		
Last statement	1300	12		
Execution Phase Begins	1300	12		
Deactivate Public Address (PA) System	1300	6 12		
Initiate phases	1300	12		
Physician pronounces death/Team Warden in agreement	1304	12		
Notification that sentence has been carried out to Governor's Office	1307	12		
Activate Public Address (PA) System	1307	6 12		
Notification that sentence has been carried out to Witnesses	1307	12		
Deactivate Public Address (PA) System	1307	6 12		
Curtain Closes	1307	6 12		
Official/Media Witnesses Departed Witness Room	1309	20		
Medical Team departs				
Body Removal Team	Enters Exits			
Verify/collect checklists/documentation to include FDLE logs.				
Debriefing				

Blocked fire	13:02 PM
Emergency Suspended	13:02 PM
Curtain Closed	13:02 PM
Medical entered Chamber	13:03
Medical escorted him down - down	13:03
Prisoner to him 2	13:03
Curtain open - Execution Phase	13:03
to return - Release Phase 1	13:06
Hot Run	
Team Warden	

EXECUTIONERS ROOM CHECKLIST

DATE _____

PREPARATION CHECKLIST	TIME	Responsible Team Member
2 Team Members along w/F/DLE observe preparation of lethal injection chemical mix		
Expiration Date of Chemicals verified		
8 syringes w/18 gauge, 1 inch blunt cannula		
8 syringes labeled to include chemical name		
8 syringes filled with chemical mix: Syringe #1 and #2: Sodium Pentothal Syringe #3: Saline Solution Syringe #4 and #5: Pancuronium Bromide Syringe #6: Saline Solution Syringe #7 and #8: Potassium Chloride		
8 syringes secured in Stand A		
8 syringes w/18 gauge, 1 inch blunt cannula		
8 syringes labeled to include chemical name		
8 syringes filled with chemical mix: Syringe #1 and #2: Sodium Pentothal Syringe #3: Saline Solution Syringe #4 and #5: Pancuronium Bromide Syringe #6: Saline Solution Syringe #7 and #8: Potassium Chloride		
8 syringes secured in Stand B		
Stand A and Stand B transported to Execution Room		
Execution Room secured		
2 Standard IV infusion sets and extension sets that will be clearly marked #1 and #2		

TEAM WARDEN

DATE: 2/20/08
Practice #4

EXECUTION PHASE BEGINS		TIME	STM Number
Technical Team confirmed with Executioners that LINE #1 is the PRIMARY LINE		1:00 PM	14
Phase 1 Begins			
Syringe 1	Sodium Pentothal	Begins 1:05 PM Ends 1:08 PM	1:08 PM
Syringe 2	Sodium Pentothal	Begins 1:01 PM Ends 1:04 PM	1:04 PM
Syringe 3	Saline Solution	Begins	
Phase 1 Ends			
Team Warden checks for consciousness			
Inmate medically checked for consciousness			
Phase 2 Begins			
Syringe 4	Pancuronium Bromide	Begins	
Syringe 5	Pancuronium Bromide	Begins	
Syringe 6	Saline Solution	Begins	
Phase 2 Ends			
Phase 3 Begins			
Syringe 7	Potassium Chloride	Begins	
Syringe 8	Potassium Chloride	Begins	
Phase 3 Ends			
Sentence has been carried out		1:00 PM	
All materials/chemical mix disposed of according to State and Federal Law		No chemical used	
CONTINGENCY LOG:			
Blocked line on syringe 1 medical evacuated the room back to the line 2 and performed with			
TEAM WARDEN			

EXECUTION CHECKLIST

DATE: 1-17-08

Practitioner #1

EXECUTION PREPARATION - PRIOR TO RECEIVING INMATE		TIME	RESPONSIBLE TEAM MEMBER	CONTINGENCY LOG:	TIME
All team members present		8 AM	12		
Drug test completed					
Arrive on site		8:35 AM	All Present		
Telephone check					
Cell phone check/Secure Team cell phones in cabinet					
Public Address System check		8:49 AM	20 4		
Radio check/Radio accountability		8:40 AM	12 10 14 12 14		
Visual Monitor/Video Equipment Check		8:47 AM	14		
Obtain keys/Key check/Key log		8:40 AM	20		
Equipment bag check		9:00 AM	4		
Suit/Undergarments present					
Shower supplies					
Search shower					
Search holding cell					
Ensure sheets pressed and several back-ups		9:01 AM	16		
Ensure IV Pole is on medical cart		8:50 AM	16		
Checked Phase Light System		8:45 AM	14		
Medical Equipment Check:		9:00 AM	16 1 7		
• Wireless Telemetry Monitors		9:00 AM	16 1 7		
• UPS for Wireless Telemetry Monitors		9:00 AM	16 1 7		
• Cardiac Monitors		9:00 AM	16 1 7		
• Cardiac Monitor Leads					
Verify checklist completed at this time: Team Warden					
EXECUTION PREPARATION PROCESS		TIME	RESPONSIBLE TEAM MEMBERS	CONTINGENCY LOG:	TIME
Receive Inmate/Obtain log book					
Complete shower					
Secure in holding cell					
Issue clothing					

DATE: 1-17-08

Practice #1

EXECUTION PREPARATION PROCESS(CONTINUED)	TIME	RESPONSIBLE TEAM MEMBERS	CONTINGENCY LOG:	TIME
Explanation to inmate of lethal injection			2752 - Phone Mkt Waking	
Inmate offered injection for anxiety - one (1) hour prior				
Inmate accepted/declined injection for anxiety				
Open phone line with Governor's Office	9:20 AM	6		
Death Chamber Entrance Door Secured	9:21 AM	12		
Read Warrant - Waived reading of the Warrant	9:21 AM	6		
Restraints applied at holding cell	9:21 AM	4236		
Escorted to gurney	Begins	Ends		
Security Team Restraint process begun/completed	9:22 AM	9:35 AM	4236	
Technical Team process begun/completed.	Begins	Ends		
IV method utilized: Peripheral Femoral	9:24 AM	9:34 AM	401 MP7	
Security Team and Technical Team depart execution chamber	9:36 AM	234 MP1 MP7		
Official/Media Witnesses Entered and Secured in Witness Room	9:28 AM	200		
Verify checklist completed/Executioners Room ready to proceed:				
Team Warden				
Curtain Opened	9:40 AM	12 6		
Communication with Governor's Office reference any last stays	9:40 AM	12		
Activate Public Address (PA) System	9:40 AM	12 6		
Last statement	9:40 AM	12		
Execution Phase Begins	9:40 AM	12		
Deactivate Public Address (PA) System	9:41 AM	12 6		
Initiate phases	9:41 AM	12		
Physician pronounces death/Team Warden in agreement	9:41 AM	12		
Notification that sentence has been carried out to Governor's Office	9:41 AM	12		
Activate Public Address (PA) System	9:41 AM	12 6		
Notification that sentence has been carried out to Witnesses	9:41 AM	12 6		
Deactivate Public Address (PA) System	9:41 AM	12 6		
Curtain Closes	9:41 AM	12 6		
Official/Media Witnesses Departed Witness Room	9:41 AM	20		
Medical Team departs				
Body Removal Team	Enters	Exits		
	9:49 AM			
Verify/collect checklist/documentation to include FDLE logs.				
Debriefing				
Team Warden				

EXECUTIONERS ROOM CHECKLIST

DATE _____

PREPARATION CHECKLIST

	TIME	Responsible Team Member
2 Team Members along w/F/DLE observe preparation of lethal injection chemical mix		
Expiration Date of Chemicals verified		
8 syringes w/18 gauge, 1 inch blunt cannula		
8 syringes labeled to include chemical name		
8 syringes filled with chemical mix:		
Syringe #1 and #2: Sodium Pentothal		
Syringe #3: Saline Solution		
Syringe #4 and #5: Pancuronium Bromide		
Syringe #6: Saline Solution		
Syringe #7 and #8: Potassium Chloride		
8 syringes secured in Stand A		
8 syringes w/18 gauge, 1 inch blunt cannula		
8 syringes labeled to include chemical name		
8 syringes filled with chemical mix:		
Syringe #1 and #2: Sodium Pentothal		
Syringe #3: Saline Solution		
Syringe #4 and #5: Pancuronium Bromide		
Syringe #6: Saline Solution		
Syringe #7 and #8: Potassium Chloride		
8 syringes secured in Stand B		
Stand A and Stand B transported to Execution Room		
Execution Room secured		
2 Standard IV infusion sets and extension sets that will be clearly marked #1 and #2		

TEAM WARDEN

DATE: 11/17/08 Practice 1

EXECUTION PHASE BEGINS		TIME	STM Number
Technical Team confirmed with Executioners that LINE #1 is the PRIMARY LINE		9:35/4:41	14
Phase 1 Begins		9:41/9:41	14
Syringe 1	Sodium Pentothal	Begins Ends 9:41/9:41	14
Syringe 2	Sodium Pentothal	Begins Ends 9:43/9:43	14
Syringe 3	Saline Solution	Begins Ends 9:43/9:43	14
Phase 1 Ends		9:43/9:43	14
Team Warden checks for consciousness		9:43/9:43	14
Inmate medically checked for consciousness		9:43/9:43	14
Phase 2 Begins		9:44/9:44	14
Syringe 4	Pancuronium Bromide	Begins Ends 9:44/9:45	14
Syringe 5	Pancuronium Bromide	Begins Ends 9:45/9:45	14
Syringe 6	Saline Solution	Begins Ends 9:45/9:45	14
Phase 2 Ends		9:45/9:45	14
Phase 3 Begins		9:46/9:46	14
Syringe 7	Potassium Chloride	Begins Ends 9:46/9:46	14
Syringe 8	Potassium Chloride	Begins Ends 9:46/9:47	14
Phase 3 Ends		9:47/9:47	14
Sentence has been carried out		9:47/9:47	14
All materials/chemical mix disposed of according to State and Federal Law		9:47/9:47	14
CONTINGENCY LOG:			
TEAM WARDEN			

EXECUTION CHECKLIST

DATE: _____

EXECUTION PREPARATION - PRIOR TO RECEIVING INMATE	TIME	RESPONSIBLE TEAM MEMBER	CONTINGENCY LOG:	TIME
All team members present				
Drug test completed				
Arrive on site				
Telephone check				
Cell phone check/Secure Team cell phones in cabinet				
Public Address System check				
Radio check/Radio accountability				
Visual Monitor/Video Equipment Check				
Obtain keys/key check/Key log				
Equipment bag check				
Suit/Undergarments present				
Shower supplies				
Search shower				
Search holding cell				
Ensure sheets pressed and several back-ups				
Ensure IV Pole is on medical cart				
Checked Phase Light System				
Medical Equipment Check:				
• Wireless Telemetry Monitors				
• UPS for Wireless Telemetry Monitors				
• Cardiac Monitors				
• Cardiac Monitor Leads				
Verify checklist completed at this time:				
Team Warden _____				
EXECUTION PREPARATION PROCESS	TIME	RESPONSIBLE TEAM MEMBERS	CONTINGENCY LOG:	TIME
Receive Inmate/Obtain log book				
Complete shower				
Secure in holding cell				
Issue clothing				

DATE: 1-17-08

Packer #2

EXECUTION PREPARATION PROCESS(CONTINUED)	TIME	RESPONSIBLE TEAM MEMBERS	CONTINGENCY LOG:	TIME
Explanation to inmate of lethal injection				
Inmate offered injection for anxiety - one (1) hour prior				
Inmate accepted/declined injection for anxiety				
Open phone line with Governor's Office	9:54 AM	19		
Death Chamber Entrance Door Secured	9:53 AM	6		
Read Warrant - Waived reading of the Warrant	9:55 AM	12		
Restraints applied at holding cell	9:55 AM	6		
Escorted to gurney	9:55 AM	2346		
Security Team Restraint process begun/completed	Begins Ends	2346		
Technical Team process begun/completed.	9:56 AM 10:07 AM	2346		
IV method utilized: Peripheral Femoral	Begins Ends	MP1 MP7		
Security Team and Technical Team depart execution chamber	10:00 AM 10:06 AM	MP1 MP7		
Official/Media Witnesses Entered and Secured in Witness Room	10:03 AM	234 MP1 MP7		
Verify checklist completed/Executioners Room ready to proceed:		20		
Team Warden				
Curtain Opened	10:09 AM	12 6		
Communication with Governor's Office reference any last stays	10:10 AM	12		
Activate Public Address (PA) System	10:10 AM	12 6		
Last statement	10:10 AM	12		
Execution Phase Begins	10:10 AM	12		
Deactivate Public Address (PA) System	10:10 AM	12 6		
Initiate phases	10:10 AM	12		
Physician pronounces death/Team Warden in agreement	10:13 AM	12		
Notification that sentence has been carried out to Governor's Office	10:13 AM	12		
Activate Public Address (PA) System	10:13 AM	12 6		
Notification that sentence has been carried out to Witnesses	10:19 AM	12		
Deactivate Public Address (PA) System	10:19 AM	12 6		
Curtain Closes	10:19 AM	12		
Official/Media Witnesses Departed Witness Room	10:20 AM	20		
Medical Team departs				
Body Removal Team	Enters Exits	12		
Verify/collect checklists/documentation to include FDLE logs.	10:20 AM			
Debriefing				
Team Warden				

EXECUTIONERS ROOM CHECKLIST

DATE 1/17/08 Practitioner 2

PREPARATION CHECKLIST

	TIME	Responsible Team Member
2 Team Members along w/F/DLE observe preparation of lethal injection chemical mix		
Expiration Date of Chemicals verified		
8 syringes w/18 gauge, 1 inch blunt cannula		
8 syringes labeled to include chemical name		
8 syringes filled with chemical mix:		
Syringe #1 and #2: Sodium Pentothal		
Syringe #3: Saline Solution		
Syringe #4 and #5: Pancuronium Bromide		
Syringe #6: Saline Solution		
Syringe #7 and #8: Potassium Chloride		
8 syringes secured in Stand A		
8 syringes w/18 gauge, 1 inch blunt cannula		
8 syringes labeled to include chemical name		
8 syringes filled with chemical mix:		
Syringe #1 and #2: Sodium Pentothal		
Syringe #3: Saline Solution		
Syringe #4 and #5: Pancuronium Bromide		
Syringe #6: Saline Solution		
Syringe #7 and #8: Potassium Chloride		
8 syringes secured in Stand B		
Stand A and Stand B transported to Execution Room		
Execution Room secured		
2 Standard IV infusion sets and extension sets that will be clearly marked #1 and #2		

TEAM WARDEN

DATE: 11/17/28 Practice 2

EXECUTION PHASE BEGINS		TIME	STM Number
Technical Team confirmed with Executioners that LINE #1 is the PRIMARY LINE		10:07	14
Phase 1 Begins		10:10	14
Syringe 1	Sodium Pentothal	Begins 10:10 Ends 10:14	14
Syringe 2	Sodium Pentothal	10:13 Begins 10:14 Ends 10:14	14
Syringe 3	Saline Solution	Begins 10:15 Ends 10:15	14
Phase 1 Ends		10:15	14
Team Warden checks for consciousness		10:15	14
Inmate medically checked for consciousness		10:15	14
Phase 2 Begins		10:15	14
Syringe 4	Pancuronium Bromide	Begins 10:16 Ends 10:16	14
Syringe 5	Pancuronium Bromide	Begins 10:16 Ends 10:16	14
Syringe 6	Saline Solution	Begins 10:17 Ends 10:17	14
Phase 2 Ends		10:17	14
Phase 3 Begins		10:17	14
Syringe 7	Potassium Chloride	Begins 10:17 Ends 10:18	14
Syringe 8	Potassium Chloride	Begins 10:18 Ends 10:18	14
Phase 3 Ends		10:18	
Sentence has been carried out		10:18	
All materials/chemical mix disposed of according to State and Federal Law		no chemical used	
CONTINGENCY LOG:			
<i>Blocked line (1) proceeding with line 2</i>			
TEAM WARDEN <i>[Signature]</i>			

EXECUTIONERS ROOM CHECKLIST

DATE _____

PREPARATION CHECKLIST	TIME	Responsible Team Member
2 Team Members along w/FDLE observe preparation of lethal injection chemical mix		
Expiration Date of Chemicals verified		
8 syringes w/18 gauge, 1 inch blunt cannula		
8 syringes labeled to include chemical name		
8 syringes filled with chemical mix: Syringe #1 and #2: Sodium Pentothal Syringe #3: Saline Solution Syringe #4 and #5: Pancuronium Bromide Syringe #6: Saline Solution Syringe #7 and #8: Potassium Chloride		
8 syringes secured in Stand A		
8 syringes w/18 gauge, 1 inch blunt cannula		
8 syringes labeled to include chemical name		
8 syringes filled with chemical mix: Syringe #1 and #2: Sodium Pentothal Syringe #3: Saline Solution Syringe #4 and #5: Pancuronium Bromide Syringe #6: Saline Solution Syringe #7 and #8: Potassium Chloride		
8 syringes secured in Stand B		
Stand A and Stand B transported to Execution Room		
Execution Room secured		
2 Standard IV infusion sets and extension sets that will be clearly marked #1 and #2		

TEAM WARDEN

DATE: 1/17/08 Practice 1

EXECUTION PHASE BEGINS		TIME	STM Number
Technical Team confirmed with Executioners that LINE #1 is the PRIMARY LINE		9:35/24	14
Phase 1 Begins		9:41/21	14
Syringe 1	Sodium Pentothal	Begins Ends 9:41/2 9:42/24	14
Syringe 2	Sodium Pentothal	Begins Ends 9:42/24 9:43/24	14
Syringe 3	Saline Solution	Begins Ends 9:43/24 9:44/24	14
Phase 1 Ends		9:43/24	14
Team Warden checks for consciousness		9:43/24	14
Inmate medically checked for consciousness		9:43/24	14
Phase 2 Begins		9:44/24	14
Syringe 4	Pancuronium Bromide	Begins Ends 9:44/24 9:45/24	14
Syringe 5	Pancuronium Bromide	Begins Ends 9:45/24 9:46/24	14
Syringe 6	Saline Solution	Begins Ends 9:46/24 9:47/24	14
Phase 2 Ends		9:47/24	14
Phase 3 Begins		9:47/24	14
Syringe 7	Potassium Chloride	Begins Ends 9:47/24 9:48/24	14
Syringe 8	Potassium Chloride	Begins Ends 9:48/24 9:49/24	14
Phase 3 Ends		9:49/24	14
Sentence has been carried out		9:49/24	14
All materials/chemical mix disposed of according to State and Federal Law		No chemical used	14
CONTINGENCY LOG:			
TEAM WARDEN			

EXECUTION CHECKLIST

DATE: _____

EXECUTION PREPARATION - PRIOR TO RECEIVING INMATE		TIME	RESPONSIBLE TEAM MEMBER	CONTINGENCY LOG:	TIME
All team members present					
Drug test completed					
Arrive on site					
Telephone check					
Cell phone check/Secure Team cell phones in cabinet					
Public Address System check					
Radio check/Radio accountability					
Visual Monitor/Video Equipment Check					
Obtain keys/key check/Key log					
Equipment bag check					
Suit/Undergarments present					
Shower supplies					
Search shower					
Search holding cell					
Ensure sheets pressed and several back-ups					
Ensure IV Pole is on medical cart					
Checked Phase Light System					
Medical Equipment Check:					
• Wireless Telemetry Monitors					
• UPS for Wireless Telemetry Monitors					
• Cardiac Monitors					
• Cardiac Monitor Leads					
Verify checklist completed at this time: Team Warden _____					
EXECUTION PREPARATION PROCESS		TIME	RESPONSIBLE TEAM MEMBERS	CONTINGENCY LOG:	TIME
Receive Inmate/Obtain log book					
Complete shower					
Secure in holding cell					
Issue clothing					

DATE: 1-17-08

Practice #3

EXECUTION PREPARATION PROCESS(CONTINUED)			TIME	RESPONSIBLE TEAM MEMBERS	CONTINGENCY LOG:	TIME
Explanation to inmate of lethal injection						
Inmate offered injection for anxiety - one (1) hour prior						
Inmate accepted/declined injection for anxiety						
Open phone line with Governor's Office			1101	19		
Death Chamber Entrance Door Secured			1102	2		
Read Warrant - Waived reading of the Warrant			1103	2		
Restraints applied at holding cell			1103	2, 7, 8, 3		
Escorted to gurney			Begins	Ends		
Security Team Restraint process begun/completed			1104	1119		
Technical Team process begun/completed.			Begins	Ends		
IV method utilized: Peripheral Femoral			1111	1118	401, 407	
Security Team and Technical Team depart execution chamber			1120	7, 8, 3		
Official/Media Witnesses Entered and Secured in Witness Room			1112	4		
Verify checklist completed/Executions Room ready to proceed:						
Team Warden						
Curtain Opened			1125	12, 2		
Communication with Governor's Office reference any last stays			1125	12		
Activate Public Address (PA) System			1126	12, 2		
Last statement			1126	12		
Execution Phase Begins			1126	12		
Deactivate Public Address (PA) System			1126	12, 2		
Initiate phases			1126	12		
Physician pronounces death/Team Warden in agreement			1133	12		
Notification that sentence has been carried out to Governor's			1133	12		
Office			1133	12, 2		
Activate Public Address (PA) System			1133	12		
Notification that sentence has been carried out to Witnesses			1133	12, 2		
Deactivate Public Address (PA) System			1133	12, 2		
Curtain Closes			1135	4		
Official/Media Witnesses Departed Witness Room				401, 407		
Medical Team departs			Enters	Exits		
Body Removal Team			1135	12, 7, 6		
Verify/collect checklists/documentation to include FDLE logs.						
Debriefing						
Team Warden						

Started Skunkley 5:24 PM
 Reported to assistant warden

1105

EXECUTIONERS ROOM CHECKLIST

DATE _____

PREPARATION CHECKLIST	TIME	Responsible Team Member
2 Team Members along w/ DLE observe preparation of lethal injection chemical mix		
Expiration Date of Chemicals verified		
8 syringes w/ 18 gauge, 1 inch blunt cannula		
8 syringes labeled to include chemical name		
8 syringes filled with chemical mix: Syringe #1 and #2: Sodium Pentothal Syringe #3: Saline Solution Syringe #4 and #5: Pancuronium Bromide Syringe #6: Saline Solution Syringe #7 and #8: Potassium Chloride		
8 syringes secured in Stand A		
8 syringes w/ 18 gauge, 1 inch blunt cannula		
8 syringes labeled to include chemical name		
8 syringes filled with chemical mix: Syringe #1 and #2: Sodium Pentothal Syringe #3: Saline Solution Syringe #4 and #5: Pancuronium Bromide Syringe #6: Saline Solution Syringe #7 and #8: Potassium Chloride		
8 syringes secured in Stand B		
Stand A and Stand B transported to Execution Room		
Execution Room secured		
2 Standard IV infusion sets and extension sets that will be clearly marked #1 and #2		

TEAM WARDEN _____

DATE: 11/7/08 practice(3)

EXECUTION PHASE BEGINS		TIME	STM Number
Technical Team confirmed with Executioners that LINE #1 is the PRIMARY LINE		11:25/0m	14
Phase 1 Begins		11:24/4	14
Syringe 1	Sodium Pentothal	Begins Ends 11:24/4 11:24/0m	14
Syringe 2	Sodium Pentothal	Begins Ends 11:27/2 11:28/4	14
Syringe 3	Saline Solution	Begins Ends 11:29/0 11:29/4	14
Phase 1 Ends		11:29/4	14
Team Warden checks for consciousness		11:29/4	14
Inmate medically checked for consciousness		11:29/4	14
Phase 2 Begins		11:29/4	14
Syringe 4	Pancuronium Bromide	Begins Ends 11:29/4 11:29/4	14
Syringe 5	Pancuronium Bromide	Begins Ends 11:30/4 11:31/4	14
Syringe 6	Saline Solution	Begins Ends 11:31/4 11:31	14
Phase 2 Ends		11:31/4	14
Phase 3 Begins		11:32/4	14
Syringe 7	Potassium Chloride	Begins Ends 11:32/4 11:32/4	14
Syringe 8	Potassium Chloride	Begins Ends 11:32/4 11:33/4	14
Phase 3 Ends		11:33/4	14
Sentence has been carried out		11:33/4	14
All materials/chemical mix disposed of according to State and Federal Law		No chemical used	
CONTINGENCY LOG:			
TEAM WARDEN			

M. D. Schwab
11/15/07

LETHAL INJECTION LOG


OBS/TIME	EVENT	COMMENTS / ISSUES
11/45	Arrived Florida State Prison (Time)	
2:06P	- - - - -	
Y / N -	Chemical mix initiated / completed	SA/announced by Warden Tom Cannon & Mark Redd, Doc Regio, N.A. Director Per U.S. Supreme Court
Y / N -	Explanation to inmate of lethal injection	
Y / N -	Sedative offered to inmate - accepted / refused	
Y / N -	Communication link established with EOG	
Y / N -	Inmate advised of warrant by Warden	
Y / N -	Inmate moved to Death Chamber	
Y / N -	Restraint process initiated	
Y / N -	Restraint process completed	
Y / N -	IV established L & R arm	
Y / N -	Warden check with OEG for last minute stays	
Y / N -	Warden announced sentence to inmate	
Y / N -	Inmate final statement / refused	
Y / N -	Warden authorized execution Phase One initiated	
Y / N -	Execution Phase One complete	
Y / N -	Medical check for unconsciousness	
Y / N -	Execution Phase Two initiated	
Y / N -	Execution Phase Three initiated	
Y / N -	Check for cardiac activity by medical personnel	
Y / N -	Death pronounced and announced by Warden	
Y / N -	EOG notified of time of death	
Y / N -	Debriefing conducted by Warden	
Y / N	Observations completed (Time)	
Y / N	COMMENTS PAGE ATTACHED	

This image shows a single sheet of white paper with horizontal ruling lines. The lines are evenly spaced and run across the width of the page. There is no text or other markings on the paper.

EXECUTION TEAM

POSITION	TEAM MEMBER STM#	DRUG TEST TIME	DRUG TEST RESULT
TEAM WARDEN	STM 12	11:45	N
EXECUTIONERS ROOM MONITOR TEAM MEMBER	STM 14	11:45	N
PREPARATION TEAM MEMBERS	STM 6	11:30	N
	STM 2	11:30	N
	STM 3	11:30	N
	STM 4	11:30	N
TECHNICAL TEAM MEMBERS	MP 1	11:50	N
	MP 7	11:50	N
	MP 3	1:55P	N
EXECUTIONERS			
WITNESS ROOM OBSERVER	STM 26	11:30	N
TELEPHONE MONITOR	STM 19	11:30	N
ADMINISTRATIVE CHECKLIST TEAM MEMBER	STM 16	11:45	N
INTERIOR DOOR	STM 21		
DRIVERS	STM 21	11:45	N
	STM 1	11:45	N
ALTERNATES	STM 8	11:45	N
	STM 7	11:30	N

TEAM WARDEN



DATE 11/15/07

EXECUTION CHECKLIST

DATE: 11-15-07

Actual Execution Daniel Schwab, Mark

EXECUTION PREPARATION - PRIOR TO RECEIVING INMATE	TIME	RESPONSIBLE TEAM MEMBER	CONTINGENCY LOG:	TIME
All team members present	11:00 AM	12	Received alert from U.S. Supreme Court advised by Regional Director	1:58 PM
Drug test completed				
Arrive on site	11:20 AM	ALL		
Telephone check				
Cell phone check/Secure Team cell phones in cabinet	11:35 A	ALL		
Public Address System check	11:35 A	20		
Radio check/Radio accountability	11:49 A			
Visual Monitor/Video Equipment Check	11:54 A	2, 14		
Obtain Keys/Key check/Key log	11:58 A	21		
Equipment bag check	11:53 A	4		
Suit/Undergarments present	11:36 A	16		
Shower supplies	11:51 A	121		
Search shower	11:49 A	121		
Search holding cell	11:45 A	121		
Ensure sheets pressed and several back-ups	11:50 A	6		
Ensure IV Pole is on medical cart				
Checked Phase Light System	11:50 A	14		
Medical Equipment Check:				
• Wireless Telemetry Monitors	12:37 P	201 + 7		
• UPS for Wireless Telemetry Monitors	12:37 P	401 + 7		
• Cardiac Monitors	12:37 P	401 + 7		
• Cardiac Monitor Leads	12:37 P	401 + 7		
Verify checklist completed at this time:				
Team Warden				
EXECUTION PREPARATION PROCESS	TIME:	RESPONSIBLE TEAM MEMBERS	CONTINGENCY LOG:	TIME:
Receive Inmate/Obtain log book				
Complete shower				
Secure in holding cell				
Issue clothing				

DATE: _____

EXECUTION PREPARATION PROCESS(CONTINUED)		TIME		RESPONSIBLE TEAM MEMBERS	CONTINGENCY LOG:	TIME
Explanation to inmate of lethal injection						
Inmate offered injection for anxiety – one (1) hour prior						
Inmate accepted/declined injection for anxiety						
Open phone line with Governor's Office						
Death Chamber Entrance Door Secured						
Read Warrant – Waived reading of the Warrant						
Restraints applied at holding cell						
Escorted to gurney						
Security Team Restraint process begun/completed		Begins	Ends			
Technical Team process begun/completed.		Begins	Ends			
IV method utilized: Peripheral Femoral						
Security Team and Technical Team depart execution chamber						
Official/Media Witnesses Entered and Secured in Witness Room						
Verify checklist completed/Executioners Room ready to proceed:						
Team Warden _____						
Curtain Opened						
Communication with Governor's Office reference any last stays						
Activate Public Address (PA) System						
Last statement						
Execution Phase Begins						
Deactivate Public Address (PA) System						
Initiate phases						
Physician pronounces death/Team Warden in agreement						
Notification that sentence has been carried out to Governor's Office						
Activate Public Address (PA) System						
Notification that sentence has been carried out to Witnesses						
Deactivate Public Address (PA) System						
Curtain Closes						
Official/Media Witnesses Departed Witness Room						
Medical Team departs						
Body Removal Team		Enters	Exits			
Verify/collect checklists/documentation to include FDLE logs.						
Debriefing						
Team Warden _____						

EXECUTION CHECKLIST

DATE: 11-14-07

Practice #1

EXECUTION PREPARATION - PRIOR TO RECEIVING INMATE		TIME	RESPONSIBLE TEAM MEMBER	CONTINGENCY LOG:	TIME
All team members present		1230	ALL		
Drug test completed	(initials)	1252	7151001		
Arrive on site		1230	ALL		
Telephone check		120	19		
Cell phone check/Secure Team cell phones in cabinet		1230	19		
Public Address System check		1245	206		
Radio check/Radio accountability		1244	202101214		
Visual Monitor/Video Equipment Check		1254	14221		
Obtain keys/Key check/Key log		1232	21		
Equipment bag check		1235	4		
Suit/Undergarments present					
Shower supplies					
Search shower					
Search holding cell		1234	6		
Ensure sheets pressed and several back-ups					
Ensure IV Pole is on medical cart		1235	MP1		
Checked Phase Light System		1238	14		
Medical Equipment Check:		1240	MP1 MP3		
• Wireless Telemetry Monitors		1240	MP1 MP3		
• UPS for Wireless Telemetry Monitors		1240	MP1 MP3		
• Cardiac Monitors		1240	MP1 MP3		
• Cardiac Monitor Leads					
Verify checklist completed at this time:					
Team Warden					
EXECUTION PREPARATION PROCESS		TIME	RESPONSIBLE TEAM MEMBERS	CONTINGENCY LOG:	TIME
Receive Inmate/Obtain log book					
Complete shower					
Secure in holding cell					
Issue clothing					

DATE: 11-14-07

Practice 41

EXECUTION PREPARATION PROCESS(CONTINUED)		TIME	RESPONSIBLE TEAM MEMBERS	CONTINGENCY LOG:	TIME
Explanation to inmate of lethal injection	1:30	12			
Inmate offered injection for anxiety - one (1) hour prior	12:30	12			
Inmate accepted/declined injection for anxiety	12:31	12			
Open phone line with Governor's Office	1:33	19			
Death Chamber Entrance Door Secured	1:33	21			
Read Warrant - Waived reading of the Warrant	1:33	12			
Restraints applied at holding cell	1:33	6234			
Escorted to gurney	1:34	6234			
Security Team Restraint process begun/completed	1:34	6234			
Technical Team process begun/completed	1:34	6234			
IV method utilized: (Peripheral) Femoral	1:35	149	MP1 MP2		
Security Team and Technical Team depart execution chamber	1:49	234 MP1 + 2			
Official/Media Witnesses Entered and Secured in Witness Room	1:49	20			
Verify checklist completed/Executioners Room ready to proceed:					
Team Warden	1:50	12			
Curtain Opened	1:50	12			
Communication with Governor's Office reference any last stays	1:51	12			
Activate Public Address (PA) System	1:51	12			
Last statement	1:51	12			
Execution Phase Begins	1:51	12			
Deactivate Public Address (PA) System	1:51	12			
Initiate phases	1:51	12			
Physician pronounces death/Team Warden in agreement	1:58	12			
Notification that sentence has been carried out to Governor's Office	1:58	12			
Activate Public Address (PA) System	1:58	12			
Notification that sentence has been carried out to Witnesses	1:59	12			
Deactivate Public Address (PA) System	1:59	12			
Curtain Closes	2:00	12			
Official/Media Witnesses Departed Witness Room	2:00	12			
Medical Team departs					
Body Removal Team	Enters Exits	12162			
Verify/collect checklists/documentation to include FDLE logs.	2:00				
Debriefing					

Team Warden

[Signature]

Please don't do this - Please don't do this 151

DATE: 11-14-07 Particular 1

EXECUTION PHASE BEGINS		TIME		STM Number
Phase 1 Begins		Begins	Ends	
Syringe 1	Sodium Pentothal	1:51/p	1:52/p	14
Syringe 2	Sodium Pentothal	Begins	Ends	
		1:53/p	1:53/p	14
Syringe 3	Saline Solution	Begins	Ends	
		1:53/p	1:53	14
Phase 1 Ends		1:53/p		14
Team Warden checks for consciousness		1:53/p		14
Inmate medically checked for consciousness		1:53/p		14
Phase 2 Begins		1:54/p		14
Syringe 4	Pancuronium Bromide	Begins	Ends	
		1:54/p	1:55/p	14
Syringe 5	Pancuronium Bromide	Begins	Ends	
		1:55/p	1:56	14
Syringe 6	Saline Solution	Begins	Ends	
		1:54/p	1:55	14
Phase 2 Ends		1:56/p		14
Phase 3 Begins		1:56		14
Syringe 7	Potassium Chloride	Begins	Ends	
		1:57/p	1:57/p	14
Syringe 8	Potassium Chloride	Begins	Ends	
		1:57/p	1:58/p	14
Phase 3 Ends				
Sentence has been carried out		1:58/p		
All materials/chemical mix disposed of according to State and Federal Law		No Chemicals		part
CONTINGENCY LOG:				
TEAM WARDEN				

[Signature]
mm

EXECUTION CHECKLIST

DATE: 11-14-07

Package # 2

EXECUTION PREPARATION - PRIOR TO RECEIVING INMATE	TIME	RESPONSIBLE TEAM MEMBER	CONTINGENCY LOG:	TIME
All team members present				
Drug test completed				
Arrive on site				
Telephone check				
Cell phone check/Secure Team cell phones in cabinet				
Public Address System check				
Radio check/Radio accountability				
Visual Monitor/Video Equipment Check				
Obtain keys/Key check/Key log				
Equipment bag check				
Suit/Undergarments present				
Shower supplies				
Search shower				
Search holding cell				
Ensure sheets pressed and several back-ups				
Ensure IV Pole is on medical cart				
Checked Phase Light System				
Medical Equipment Check:				
• Wireless Telemetry Monitors				
• UPS for Wireless Telemetry Monitors				
• Cardiac Monitors				
• Cardiac Monitor Leads				
Verify checklist completed at this time:				
Team Warden				
EXECUTION PREPARATION PROCESS	TIME	RESPONSIBLE TEAM MEMBERS	CONTINGENCY LOG:	TIME
Receive Inmate/Obtain log book				
Complete shower				
Secure in holding cell				
Issue clothing				

DATE: 11-14-07

Practice #2

EXECUTION PREPARATION PROCESS(CONTINUED)		TIME	RESPONSIBLE TEAM MEMBERS	CONTINGENCY LOG:	TIME
Explanation to inmate of lethal injection		1:37	12	Blocked Lint	3:02
Inmate offered injection for anxiety - one (1) hour prior		1:38	12	Medical at core	3:02
Inmate accepted/declined injection for anxiety		1:38	12	Execution Jump Swap	3:03
Open phone line with Governor's Office		2:00	19	Curtain Closed	3:03
Death Chamber Entrance Door Secured		2:37	6	Medical evaluating him	3:03
Read Warrant - Waived reading of the Warrant		2:43	12	Turn Radio on/turns and put	3:04
Restraints applied at holding cell		2:43	6 2 3 4	Quarterm - Opened	3:04
Escorted to guney		2:43	6 2 3 4	Execution phase will start	3:04
Security Team Restraint process begun/completed		Begins	Ends	Flask put	3:07
		2:44	2:50		
Technical Team process begun/completed		Begins	Ends		
IV method utilized: Peripheral Femoral		2:48	2:56		
Security Team and Technical Team depart execution chamber		2:58	4:01 M.P.		
Official/Media Witnesses Entered and Secured in Witness Room		2:58	2:34 M.P.		
Verify checklist completed/Executioners Room ready to proceed:		2:59	20		
Team Warden					
Curtain Opened		3:00	12		
Communication with Governor's Office reference any last stays		3:00	12		
Activate Public Address (PA) System		3:00	12		
Last statement		3:00	12		
Execution Phase Begins		3:00	12		
Deactivate Public Address (PA) System		3:00	12		
Initial phases		3:01	12		
Physician pronounces death/Team Warden in agreement		3:08	12		
Notification that sentence has been carried out to Governor's Office		3:08	12		
Activate Public Address (PA) System		3:08	12		
Notification that sentence has been carried out to Witnesses		3:08	12		
Deactivate Public Address (PA) System		3:08	12		
Curtain Closes		3:09	12		
Official/Media Witnesses Departed Witness Room		3:10	20		
Medical Team departs					
Body Removal Team		Enters	Exits		
		3:16			
Verify/collect checklists/documentation to include FDLE logs.					
Debriefing					
Team Warden					

EXECUTIONERS ROOM CHECKLIST

DATE _____

PREPARATION CHECKLIST

	TIME	Responsible Team Member
2 Team Members along w/F.D.E observe preparation of lethal injection chemical mix		
Expiration Date of Chemicals verified		
8 syringes w/18 gauge, 1 inch blunt cannula		
8 syringes labeled to include chemical name		
8 syringes filled with chemical mix:		
Syringe #1 and #2: Sodium Pentothal		
Syringe #3: Saline Solution		
Syringe #4 and #5: Pancuronium Bromide		
Syringe #6: Saline Solution		
Syringe #7 and #8: Potassium Chloride		
8 syringes secured in Stand A		
8 syringes w/18 gauge, 1 inch blunt cannula		
8 syringes labeled to include chemical name		
8 syringes filled with chemical mix:		
Syringe #1 and #2: Sodium Pentothal		
Syringe #3: Saline Solution		
Syringe #4 and #5: Pancuronium Bromide		
Syringe #6: Saline Solution		
Syringe #7 and #8: Potassium Chloride		
8 syringes secured in Stand B		
Stand A and Stand B transported to Execution Room		
Execution Room secured		
2 Standard IV infusion sets and extension sets that will be clearly marked #1 and #2		

TEAM WARDEN

Protection of

EXECUTION PHASE BEGINS					
				TIME	STM Number
Phase 1 Begins				Begins	Ends
Syringe 1	Sodium Pentothal			3:01	3:08
Syringe 2	Sodium Pentothal			Begins	Ends
Syringe 3	Saline Solution			3:09/p Begins	3:06/p Ends
Phase 1 Ends				3:07/p	
Team Warden checks for consciousness				3:07/p	
Inmate medically checked for consciousness				3:07/p	
Phase 2 Begins				3:07/p	
Syringe 4	Pancuronium Bromide			Begins	Ends
Syringe 5	Pancuronium Bromide			3:07/p	3:08
Syringe 6	Saline Solution			Begins	Ends
Phase 2 Ends					
Phase 3 Begins					
Syringe 7	Potassium Chloride			Begins	Ends
Syringe 8	Potassium Chloride			Begins	Ends
Phase 3 Ends					
Sentence has been carried out				3:08/pm	
All materials/chemical mix disposed of according to State and Federal Law					
CONTINGENCY LOG:					
Blocked line medical evaluated protected					
with removal injection in back (2)					
TEAM WARDEN					

EXECUTION CHECKLIST

DATE: _____

EXECUTION PREPARATION - PRIOR TO RECEIVING INMATE	TIME	RESPONSIBLE TEAM MEMBER	CONTINGENCY LOG:	TIME
All team members present				
Drug test completed				
Arrive on site				
Telephone check				
Cell phone check/Secure Team cell phones in cabinet				
Public Address System check				
Radio check/Radio accountability				
Visual Monitor/Video Equipment Check				
Obtain keys/key check/Key log				
Equipment bag check				
Suit/Undergarments present				
Shower supplies				
Search shower				
Search holding cell				
Ensure sheets pressed and several back-ups				
Ensure IV Pole is on medical cart				
Checked Phase Light System				
Medical Equipment Check:				
• Wireless Telemetry Monitors				
• UPS for Wireless Telemetry Monitors				
• Cardiac Monitors				
• Cardiac Monitor Leads				
Verify checklist completed at this time:				
Team Warden _____				
EXECUTION: PREPARATION PROCESS	TIME	RESPONSIBLE TEAM MEMBERS	CONTINGENCY LOG:	TIME
Receive Inmate/Obtain log book				
Complete shower				
Secure in holding cell				
Issue clothing				

DATE: 11-14-07

Prisoner # 3

EXECUTION PREPARATION PROCESS(CONTINUED)		TIME	RESPONSIBLE TEAM MEMBERS	CONTINGENCY LOG:	TIME
Explanation to inmate of lethal injection					
Inmate offered injection for anxiety - one (1) hour prior					
Inmate accepted/declined injection for anxiety					
Open phone line with Governor's Office	3 21		19		
Death Chamber Entrance Door Secured	3 20		4		
Read Warrant - Waived reading of the Warrant	3 22		12		
Restraints applied at holding cell	3 22		6		
Escorted to guiney	3 23		6 3 4 2		
Security Team Restraint process begun/completed	Begins 3 23 Ends 3 27		4 3 4 2		
Technical Team process begun/completed.	Begins 3 27 Ends 3 34		4 0 1 4 0 3		
IV method utilized: Peripheral Femoral	3 36		3 4 2 4 0 1 2 7		
Security Team and Technical Team depart execution chamber	3 33		20		
Official/Media Witnesses Entered and Secured in Witness Room					
Verify checklist completed/Executioners Room ready to proceed:					
Team Warden					
Curtain Opened	3 38		12 4		
Communication with Governor's Office reference any last stays	3 38		12		
Activate Public Address (PA) System	3 38		12 4		
Last statement	3 38		12		
Execution Phase Begins	3 38		12		
Deactivate Public Address (PA) System	3 38		12 4		
Initiate phases	3 38		12		
Physician pronounces death/Team Warden in agreement	3 45		12		
Notification that sentence has been carried out to Governor's Office	3 45		12		
Activate Public Address (PA) System	3 46		12 6		
Notification that sentence has been carried out to Witnesses	3 46		12		
Deactivate Public Address (PA) System	3 46		12 6		
Curtain Closes	3 46		12 6		
Official/Media Witnesses Departed Witness Room	3 47		20		
Medical Team departs					
Body Removal Team	Enters 3 47 Exits		2 1 2 1 6		
Verify/collect checklist/documentation to include FDLE logs.					
Debriefing					
Team Warden					

EXECUTIONERS ROOM CHECKLIST

DATE _____

PREPARATION CHECKLIST	TIME	Responsible Team Member
2 Team Members along w/FDLE observe preparation of lethal injection chemical mix		
Expiration Date of Chemicals verified		
8 syringes w/18 gauge, 1 inch blunt cannula		
8 syringes labeled to include chemical name		
8 syringes filled with chemical mix: Syringe #1 and #2: Sodium Pentothal Syringe #3: Saline Solution Syringe #4 and #5: Pancuronium Bromide Syringe #6: Saline Solution Syringe #7 and #8: Potassium Chloride		
8 syringes secured in Stand A		
8 syringes w/18 gauge, 1 inch blunt cannula		
8 syringes labeled to include chemical name		
8 syringes filled with chemical mix: Syringe #1 and #2: Sodium Pentothal Syringe #3: Saline Solution Syringe #4 and #5: Pancuronium Bromide Syringe #6: Saline Solution Syringe #7 and #8: Potassium Chloride		
8 syringes secured in Stand B		
Stand A and Stand B transported to Execution Room		
Execution Room secured		
2 Standard IV infusion sets and extension sets that will be clearly marked #1 and #2		

TEAM WARDEN

1

DATE: 11-14-07 Practice 3

[illegible]

EXECUTION CHECKLIST

DATE: 11-7-07

Prisoner #1

EXECUTION PREPARATION - PRIOR TO RECEIVING INMATE			TIME	RESPONSIBLE TEAM MEMBER	CONTINGENCY LOG:	TIME
All team members present		8 AM	12		Pushed back up stairs - All functioning in expected area	9:00 AM
Drug test completed		8:40 AM	All Team Mem			
Arrive on site		8:40 AM	19		Checked toward camera	9:47 AM
Telephone check		8:40 AM	19			
Cell phone check/Secure Team cell phones in cabinet		8:47 AM	20			
Public Address System check		8:45 AM	12/14, 20, 21/14			
Radio check/Radio accountability		8:43 AM	14			
Visual Monitor/Video Equipment Check		8:42 AM	21			
Obtain keys/key check/key log		8:45 AM	4			
Equipment bag check						
Suit/Undergarments present						
Shower supplies						
Search shower						
Search holding cell		8:42 AM	21			
Ensure sheets pressed and several back-ups		8:47 AM	4			
Ensure IV Pole is on medical cart		8:52 AM	16			
Checked Phase Light System		8:44 AM	14			
Medical Equipment Check:		9:01 AM	MP1 MP2			
• Wireless Telemetry Monitors		9:01 AM	MP1 MP2			
• UPS for Wireless Telemetry Monitors		9:01 AM	MP1 MP2			
• Cardiac Monitors		9:01 AM	MP1 MP2			
• Cardiac Monitor Leads						
Verify checklist completed at this time:						
Team Warden						
EXECUTION PREPARATION PROCESS			TIME	RESPONSIBLE TEAM MEMBERS	CONTINGENCY LOG:	TIME
Receive Inmate/Obtain log book						
Complete shower						
Secure in holding cell						
Issue clothing						

273/104111
 5/1/2007 8:00am
 8/8/2007 8:00am

DATE: 11-7-07

Practice #1

EXECUTION PREPARATION PROCESS(CONTINUED)	TIME	RESPONSIBLE TEAM MEMBERS	CONTINGENCY LOG:	TIME
Explanation to inmate of lethal injection	9:15	12		
Inmate offered injection for anxiety - one (1) hour prior	9:15	12 MP 2		
Inmate accepted declined injection for anxiety	9:15	MP 2 MP 1	Simulated subject accepting anxiety injection	9:18
Open phone line with Governor's Office	10:59	19		
Death Chamber Entrance Door Secured	11:08	6		
Read Warrant - Waived reading of the Warrant	11:09	12	FOLE arrived after the practice #1 execution phase had begun	
Restraints applied at holding cell	11:09	6 3 4 2		
Escorted to gunney	11:10	4 3 4 2		
Security Team Restraint process begun/completed	Begins 11:10 Ends 11:23	6 3 4 2		
Technical Team process begun/completed	Begins 11:15 Ends 11:22	MP 1 MP 2		
IV method utilized: (Peripheral) Femoral	11:24	3 4 2 MP 1 + 2		
Security Team and Technical Team depart execution chamber	11:18	20		
Official/Media Witnesses Entered and Secured in Witness Room	11:24			
Verify checklist completed/Executioners Room ready to proceed:				
Team Warden	11:24	12 14		
Curtain Opened	11:27	12 6		
Communication with Governor's Office reference any last stays	11:27	12		
Activate Public Address (PA) System	11:27	12 6		
Last statement	11:27	12		
Execution Phase Begins	11:28	12		
Deactivate Public Address (PA) System	11:28	12 6		
Initiate phases	11:28	12		
Physician pronounces death/Team Warden in agreement	11:37	12		
Notification that sentence has been carried out to Governor's Office	11:37	12		
Activate Public Address (PA) System	11:37	12 6		
Notification that sentence has been carried out to Witnesses	11:37	12		
Deactivate Public Address (PA) System	11:37	12 6		
Curtain Closes	11:37	12 6		
Official/Media Witnesses Departed Witness Room	11:38	20		
Medical Team departs	11:39			
Body Removal Team	11:39	6 2 1 1 2		
Verify/collect checklist/documentation to include FDLE logs	11:43	16		
Debriefing	11:43	12	Team Warden	

EXECUTIONERS ROOM CHECKLIST

DATE 11/7/07

PREPARATION CHECKLIST

	TIME	Responsible Team Member
2 Team Members along w/FDLE observe preparation of lethal injection chemical mix		
8 syringes w/18 gauge, 1 inch blunt cannula	10:17	14
8 syringes labeled to include chemical name	10:17	14
8 syringes filled with chemical mix:		
Syringe #1 and #2: Sodium Pentothal	10:51am	14
Syringe #3: Saline Solution		
Syringe #4 and #5: Pancuronium Bromide		
Syringe #6: Saline Solution		
Syringe #7 and #8: Potassium Chloride		
8 syringes secured in Stand A	10:52am	14
8 syringes w/18 gauge, 1 inch blunt cannula	10:53am	14
8 syringes labeled to include chemical name	10:53am	14
8 syringes filled with chemical mix:		
Syringe #1 and #2: Sodium Pentothal	<i>No chemicals</i>	
Syringe #3: Saline Solution		
Syringe #4 and #5: Pancuronium Bromide		
Syringe #6: Saline Solution		
Syringe #7 and #8: Potassium Chloride		
8 syringes secured in Stand B	10:54am	14
Stand A and Stand B transported to Execution Room	10:54am	14
Execution Room secured	10:59am	14
2 Standard IV infusion sets and extension sets that will be clearly marked #1 and #2	11:07	14

TEAM WARDEN 11/7/07

Particulars

[illegible]

EXECUTION CHECKLIST

DATE: 11-7-07

Packet 42

EXECUTION PREPARATION - PRIOR TO RECEIVING INMATE	TIME	RESPONSIBLE TEAM MEMBER	CONTINGENCY LOG:	TIME
All team members present				
Drug test completed				
Arrive on site				
Telephone check				
Cell phone check/Secure Team cell phones in cabinet				
Public Address System check				
Radio check/Radio accountability				
Visual Monitor/Video Equipment Check				
Obtain keys/Key check/Key log				
Equipment bag check				
Suit/Undergarments present				
Shower supplies				
Search shower				
Search holding cell				
Ensure sheets pressed and several back-ups				
Ensure IV Pole is on medical cart				
Checked Phase Light System				
Medical Equipment Check:				
• Wireless Telemetry Monitors				
• UPS for Wireless Telemetry Monitors				
• Cardiac Monitors				
• Cardiac Monitor Leads				
Verify checklist completed at this time:				
Team Warden				
EXECUTION PREPARATION PROCESS	TIME	RESPONSIBLE TEAM MEMBERS	CONTINGENCY LOG:	TIME
Receive Inmate/Obtain log book				
Complete shower				
Secure in holding cell				
Issue clothing				

DATE: 11-7-07

EXECUTION PREPARATION PROCESS(CONTINUED)	TIME	RESPONSIBLE TEAM MEMBERS	CONTINGENCY LOG:	TIME
Explanation to inmate of lethal injection	11:50	12		
Inmate offered injection for anxiety - one (1) hour prior	10:50	12		
Inmate accepted/declined injection for anxiety	10:50-11:00 AM	12	INmate offered for training on the protocol was	
Open phone line with Governor's Office	11:54 AM	19	Blocked line	12:10
Death Chamber Entrance Door Secured	11:50 AM	6	Emergency suspended	12:10
Read Warrant - Waived reading of the Warrant	11:50 AM	12	Entrance closed	12:10
Restraints applied at holding cell	11:51 AM	2	Technical Team Member informed	12:11
Escorted to gurney	11:51 AM	4234	to check line	
Security Team Restraint process begun/completed	Begins	Ends	Tech Team begins checking	12:12
Technical Team process begun/completed.	11:52	12:03	Team leader advances to mouth	12:12
IV method utilized: Peripheral Femoral	Begins	Ends	to line 2 - Phase 1 - Aug 13	
Security Team and Technical Team depart execution chamber	11:54	12:04	Advances within execution	12:12
Official/Media Witnesses Entered and Secured in Witness Room	12:04	234 MP 122	Team leader - Advances to begin	12:13
Verify checklist completed/Executioners Room ready to proceed:	11:57	20		
Team Warden <i>John</i>	12:07	12 14	W/ Surgery #1	
Curtain Opened	12:07	12 6		
Communication with Governor's Office reference any last stays	12:08	12 8		
Activate Public Address (PA) System	12:08	12 6		
Last statement	12:08	12		
Execution Phase Begins	12:08	12		
Deactivate Public Address (PA) System	12:08	12 6		
Initiate phases	12:08	12		
Physician pronounces death/Team Warden in agreement	12:19	12		
Notification that sentence has been carried out to Governor's Office	12:19	12		
Activate Public Address (PA) System	12:20	12 6		
Notification that sentence has been carried out to Witnesses	12:20	12		
Deactivate Public Address (PA) System	12:20	12 6		
Curtain Closes	12:20	12 6		
Official/Media Witnesses Departed Witness Room	12:22	20		
Medical Team departs				
Body Removal Team	Enters	Exits		
	12:22			
Verify/collect checklist/documentation to include FDLE logs.				
Debriefing				
Team Warden <i>John</i>				

EXECUTIONERS ROOM CHECKLIST

DATE 11-7-07

Page Line 2

PREPARATION CHECKLIST

	TIME	Responsible Team Member
2 Team Members along w/FDLE observe preparation of lethal injection chemical mix		
8 syringes w/18 gauge, 1 inch blunt cannula		
8 syringes labeled to include chemical name		
8 syringes filled with chemical mix:		
Syringe #1 and #2: Sodium Pentothal		
Syringe #3: Saline Solution		
Syringe #4 and #5: Pancuronium Bromide		
Syringe #6: Saline Solution		
Syringe #7 and #8: Potassium Chloride		
8 syringes secured in Stand A		
8 syringes w/18 gauge, 1 inch blunt cannula		
8 syringes labeled to include chemical name		
8 syringes filled with chemical mix:		
Syringe #1 and #2: Sodium Pentothal		
Syringe #3: Saline Solution		
Syringe #4 and #5: Pancuronium Bromide		
Syringe #6: Saline Solution		
Syringe #7 and #8: Potassium Chloride		
8 syringes secured in Stand B		
Stand A and Stand B transported to Execution Room		
Execution Room secured		
2 Standard IV infusion sets and extension sets that will be clearly marked #1 and #2		

TEAM WARDEN

practice 2

EXECUTION PHASE BEGINS		TIME	STM Number
Phase 1 Begins			
Syringe 1	Sodium Pentothal	Begins 12:08 Ends 12:09	14
Syringe 2	Sodium Pentothal	Begins 12:08 Ends 12:09	14
Syringe 3	Saline Solution	Begins 12:15 Ends 12:15	14
Phase 1 Ends			
Team Warden checks for consciousness		Begins 12:15 Ends 12:15	14
Inmate medically checked for consciousness		Begins 12:15 Ends 12:15	14
Phase 2 Begins			
Syringe 4	Pancuronium Bromide	Begins 12:15 Ends 12:15	14
Syringe 5	Pancuronium Bromide	Begins 12:17 Ends 12:18	14
Syringe 6	Saline Solution	Begins 12:18 Ends 12:18	14
Phase 2 Ends			
Phase 3 Begins			
Syringe 7	Potassium Chloride	Begins 12:18 Ends 12:19	14
Syringe 8	Potassium Chloride	Begins 12:19 Ends 12:19	14
Phase 3 Ends			
Sentence has been carried out		12:19/20	14
All materials/chemical mix disposed of according to State and Federal Law		12:19/20	14
CONTINGENCY LOG:			
Blocked line medical checked lines. Phase one begins on line (2)			14
TEAM WARDEN			

EXECUTION CHECKLIST #1

DATE: 10-24-07

EXECUTION PREPARATION - PRIOR TO RECEIVING INMATE		TIME	RESPONSIBLE TEAM MEMBER	CONTINGENCY LOG:	TIME
All team members present		8:10	12		
Drug test completed		N/A			
Arrive on site		8:30			
Telephone check		9:05	14		
Cell phone check/Secure Team cell phones in cabinet		9:05	14		
Public Address System check		9:05	6, 20		
Radio check/Radio accountability		9:20	14, 12, 20, 21, 1		
Visual Monitor/Video Equipment Check		9:05	14		
Obtain keys/key check/key log		9:05	21		
Equipment bag check		9:05	6		
Suit/Undergarments present		N/A			
Shower supplies		N/A			
Search shower		9:15	21		
Search holding cell		9:15	21		
Ensure sheets pressed and several back-ups		9:15	6		
Ensure IV Pole is on medical cart		9:15	MP1, MP2		
Checked Phase Light System		9:10	1		
Medical Equipment Check:					
• Wireless Telemetry Monitors		9:20	MP1, MP2		
• UPS for Wireless Telemetry Monitors		9:20	MP1, MP2		
• Cardiac Monitors		9:20	MP1, MP2		
• Cardiac Monitor Leads		9:20	MP1, MP2		
Verify checklist completed at this time:					
Team Warden <u>John</u>					
EXECUTION PREPARATION PROCESS		TIME	RESPONSIBLE TEAM MEMBERS	CONTINGENCY LOG:	TIME
Receive inmate/Obtain log book					
Complete shower					
Secure in holding cell					
Issue clothing					

DATE: 10-24-67

EXECUTION PREPARATION PROCESS(CONTINUED)		TIME	RESPONSIBLE TEAM MEMBERS	CONTINGENCY LOG:	TIME
Explanation to inmate of lethal injection		9:37	12		
Inmate offered injection for anxiety - one (1) hour prior		N/A			
Inmate accepted/declined injection for anxiety		N/A			
Open phone line with Governor's Office		9:40	19		
Death Chamber Entrance Door Secured		9:42	6		
Read Warrant - Waived reading of the Warrant		9:42	12		
Restraints applied at holding cell		9:42	6		
Escorted to gurney		9:43	6, 2, 3, 4		
Security Team Restraint process begun/completed		Begins 9:38 Ends 9:46	6, 2, 3, 4		
Technical Team process begun/completed.		Begins 9:43 Ends 9:49	M11 M12		
IV method utilized: (Peripheral) Femoral		9:43			
Security Team and Technical Team depart execution chamber		9:44	20		
Official/Media Witnesses Entered and Secured in Witness Room		9:44			
Verify checklist completed/Executioners Room ready to proceed:		9:53	12		
Team Warden		9:54	12		
Curtain Opened		9:54	12		
Communication with Governor's Office reference any last stays		9:54	12		
Activate Public Address (PA) System		9:54	6		
Last statement		9:54	12		
Execution Phase Begins		9:55	12		
Deactivate Public Address (PA) System		9:55	6		
Initiate phases		9:55	12		
Physician pronounces death/Team Warden in agreement		10:01	12		
Notification that sentence has been carried out to Governor's Office		10:02	12		
Activate Public Address (PA) System		10:02	6		
Notification that sentence has been carried out to Witnesses		10:02	12		
Deactivate Public Address (PA) System		10:02	6		
Curtain Closes		10:02	6		
Official/Media Witnesses Departed Witness Room		10:03	20		
Medical Team departs					
Body Removal Team					
Verify/collect checklists/documentation to include FDLE logs.		Enters 10:03 Exits 10:10	2, 21		
Debriefing		10:10	1		
Team Warden					

EXECUTIONERS ROOM CHECKLIST

DATE 10-27-01

PREPARATION CHECKLIST	TIME	Responsible Team Member
2 Team Members along w/FDLE observe preparation of lethal injection chemical mix		
8 syringes w/18 gauge, 1 inch blunt cannula		
8 syringes labeled to include chemical name		
8 syringes filled with chemical mix: Syringe #1 and #2: Sodium Pentothal Syringe #3: Saline Solution Syringe #4 and #5: Pancuronium Bromide Syringe #6: Saline Solution Syringe #7 and #8: Potassium Chloride		
8 syringes secured in Stand A		
8 syringes w/18 gauge, 1 inch blunt cannula		
8 syringes labeled to include chemical name		
8 syringes filled with chemical mix: Syringe #1 and #2: Sodium Pentothal Syringe #3: Saline Solution Syringe #4 and #5: Pancuronium Bromide Syringe #6: Saline Solution Syringe #7 and #8: Potassium Chloride		
8 syringes secured in Stand B		
Stand A and Stand B transported to Execution Room		
Execution Room secured		
2 Standard IV infusion sets and extension sets that will be clearly marked #1 and #2		

TEAM WARDEN

DATE: 10/24/07 Practice 1

EXECUTION PHASE BEGINS		TIME	STM Number
Phase 1 Begins		4:55/14	
Syringe 1 Sodium Pentothal		Begins Ends 4:55/14 4:55/14	14
Syringe 2 Sodium Pentothal		Begins Ends 4:55/14 4:55/14	14
Syringe 3 Saline Solution		Begins Ends 4:54/14 4:57	14
Phase 1 Ends		4:57 7/14	14
Team Warden checks for consciousness		4:57/14m	14
Inmate medically checked for consciousness		4:57/14m	14
Phase 2 Begins		4:57/14m	14
Syringe 4 Pancuronium Bromide		Begins Ends 4:57/14 4:58/14	14
Syringe 5 Pancuronium Bromide		Begins Ends 4:58/14 4:58/14	14
Syringe 6 Saline Solution		Begins Ends 4:59/14 4:59/14	14
Phase 2 Ends		4:59/14	14
Phase 3 Begins		4:59/14	14
Syringe 7 Potassium Chloride		Begins Ends 4:59/14 10:00/14m	14
Syringe 8 Potassium Chloride		Begins Ends 10:00/14m 10:00/14	14
Phase 3 Ends		10:00/14	14
Sentence has been carried out		10:00/14	14
All materials/chemical mix disposed of according to State and Federal Law		7th chemical used	
CONTINGENCY LOG:			
TEAM WARDEN			

10/24/07

EXECUTION CHECKLIST

82

DATE: 10.24.02

EXECUTION PREPARATION - PRIOR TO RECEIVING INMATE	TIME	RESPONSIBLE TEAM MEMBER	CONTINGENCY LOG:	TIME
All team members present				
Drug test completed				
Arrive on site				
Telephone check				
Cell phone check/Secure Team cell phones in cabinet				
Public Address System check				
Radio check/Radio accountability				
Visual Monitor/Video Equipment Check				
Obtain keys/key check/Key log				
Equipment bag check				
Suit/Undergarments present				
Shower supplies				
Search shower				
Search holding cell				
Ensure sheets pressed and several back-ups				
Ensure IV Pole is on medical cart				
Checked Phase Light System				
Medical Equipment Check:				
• Wireless Telemetry Monitors				
• UPS for Wireless Telemetry Monitors				
• Cardiac Monitors				
• Cardiac Monitor Leads				
Verify checklist completed at this time:				
Team Warden				
EXECUTION PREPARATION PROCESS	TIME	RESPONSIBLE TEAM MEMBERS	CONTINGENCY LOG:	TIME
Receive Inmate/Obtain log book				
Complete shower				
Secure in holding cell				
Issue clothing				

DATE: 10-24-09 #2

EXECUTION PREPARATION PROCESS(CONTINUED)		TIME	RESPONSIBLE TEAM MEMBERS	CONTINGENCY LOG:	TIME
Explanation to inmate of lethal injection		11:05	12		11:23
Inmate offered injection for anxiety - one (1) hour prior		NA			11:25
Inmate accepted/declined injection for anxiety		NA			11:28
Open phone line with Governor's Office		11:00	19		
Death Chamber Entrance Door Secured		11:05	12		
Read Warrant - Waived reading of the Warrant		11:05			
Restraints applied at holding cell		11:05	6, 8, 3, 2		
Escorted to gurney		11:06	6, 8, 3, 2		
Security Team Restraint process begun/completed		Begins 11:06 Ends 11:13	6, 8, 3, 2		
Technical Team process begun/completed. IV method utilized: (Peripheral) Femoral		Begins 11:08 Ends 11:17	MP1 MP2		
Security Team and Technical Team depart execution chamber		11:09	20		
Official/Media Witnesses Entered and Secured in Witness Room		11:19	12		
Verify checklist complete/Executioners Room ready to proceed:		11:20	12		
Team Warden		11:20	12		
Curtain Opened		11:20	12		
Communication with Governor's Office reference any last stays		11:20	12		
Activate Public Address (PA) System		11:20	12		
Last statement		11:20	12		
Execution Phase Begins		11:20	12		
Deactivate Public Address (PA) System		11:21	12		
Initiate phases		11:21	12		
Physician pronounces death/Team Warden in agreement		11:33	12		
Notification that sentence has been carried out to Governor's Office		11:33	12		
Activate Public Address (PA) System		11:34	12		
Notification that sentence has been carried out to Witnesses		11:34	12		
Deactivate Public Address (PA) System		11:34	12		
Curtain Closes		11:35	20		
Official/Media Witnesses Departed Witness Room		11:35			
Medical Team departs					
Body Removal Team		Enters 11:35 Exits 11:40	2, 21		
Verify/collect checklists/documentation to include FDLE logs.		11:40	1		
Debriefing				Team Warden	

Contingency Log:
 Cath Change - 1000 Small
 Cath Change -
 Cath Change -

EXECUTIONERS ROOM CHECKLIST

DATE 10/24/07 Practitioner 2

PREPARATION CHECKLIST

	TIME	Responsible Team Member
2. Team Members along w/FDLE observe preparation of lethal injection chemical mix		
8 syringes w/18 gauge, 1 inch blunt cannula		
8 syringes labeled to include chemical name		
8 syringes filled with chemical mix: Syringe #1 and #2: Sodium Pentothal Syringe #3: Saline Solution Syringe #4 and #5: Pancuronium Bromide Syringe #6: Saline Solution Syringe #7 and #8: Potassium Chloride		
8 syringes secured in Stand A		
8 syringes w/18 gauge, 1 inch blunt cannula		
8 syringes labeled to include chemical name		
8 syringes filled with chemical mix: Syringe #1 and #2: Sodium Pentothal Syringe #3: Saline Solution Syringe #4 and #5: Pancuronium Bromide Syringe #6: Saline Solution Syringe #7 and #8: Potassium Chloride		
8 syringes secured in Stand B		
Stand A and Stand B transported to Execution Room		
Execution Room secured		
2 Standard IV infusion sets and extension sets that will be clearly marked #1 and #2		

TEAM WARDEN

DATE: Practice 2 10/24/07

[illegible]

EXECUTION CHECKLIST

DATE: 10-24-02 #5

EXECUTION PREPARATION – PRIOR TO RECEIVING INMATE	TIME	RESPONSIBLE TEAM MEMBER	CONTINGENCY LOG:	TIME
All team members present				
Drug test completed				
Arrive on site				
Telephone check				
Cell phone check/Secure Team cell phones in cabinet				
Public Address System check				
Radio check/Radio accountability				
Visual Monitor/Video Equipment Check				
Obtain keys/Key check/Key log				
Equipment bag check				
Suit/Undergarments present				
Shower supplies				
Search shower				
Search holding cell				
Ensure sheets pressed and several back-ups				
Ensure IV Pole is on medical cart				
Checked Phase Light System				
Medical Equipment Check:				
• Wireless Telemetry Monitors				
• UPS for Wireless Telemetry Monitors				
• Cardiac Monitors				
• Cardiac Monitor Leads				
Verify checklist completed at this time:				
Team Warden				
EXECUTION PREPARATION PROCESS	TIME	RESPONSIBLE TEAM MEMBERS	CONTINGENCY LOG:	TIME
Receive Inmate/Obtain log book				
Complete shower				
Secure in holding cell				
Issue clothing				

DATE: 10-24-02 #3

EXECUTION PREPARATION PROCESS(CONTINUED)		TIME	RESPONSIBLE TEAM MEMBERS	CONTINGENCY LOG:	TIME
Explanation to inmate of lethal injection		11:44	12		
Inmate offered injection for anxiety - one (1) hour prior		N/A			
Inmate accepted/declined injection for anxiety		N/A			
Open phone line with Governor's Office		11:42	19		
Death Chamber Entrance Door Secured		11:42	6		
Read Warrant - Waived reading of the Warrant		11:44	12		
Restraints applied at holding cell		11:44	6		
Escorted to gurney		11:45	3, 4, 6, 2, 21		
Security Team Restraint process begun/completed		Begins 11:45 Ends 11:59	3, 4, 6, 2, 21 M, P, L		
Technical Team process begun/completed. IV method utilized: <u>Peripheral</u> Femoral		Begins 11:51 Ends 11:59	M, P, L		
Security Team and Technical Team depart execution chamber		11:50	20		
Official/Media Witnesses Entered and Secured in Witness Room		12:00	12		
Verify checklist completed/Escorters Room ready to proceed: Team Warden <u>for</u>		12:01-12:03	6		
Curtain Opened		12:01	12		
Communication with Governor's Office reference any last stays		12:01	6		
Activate Public Address (PA) System		12:01	12		
Last statement		12:01	12		
Execution Phase Begins		12:01	12		
Deactivate Public Address (PA) System		12:01	6		
Initiate phases		12:01	12		
Physician pronounces death/Team Warden in agreement		12:01	12		
Notification that sentence has been carried out to Governor's Office		12:06	12		
Activate Public Address (PA) System		12:06	6		
Notification that sentence has been carried out to Witnesses		12:06	12		
Deactivate Public Address (PA) System		12:06	6		
Curtain Closes		12:07	10		
Official/Media Witnesses Departed Witness Room					
Medical Team departs					
Body Removal Team		Enters 12:07 Exits 12:12	2, 21		
Verify/collect checklist/documentation to include FDLE logs.		12:12	1		
Debriefing				Team Warden <u>for</u>	

Blocked line - went to
2nd line. 12:02

EXECUTIONERS ROOM CHECKLIST

DATE 10-24-87

PREPARATION CHECKLIST

	TIME	Responsible Team Member
2 Team Members along w/F/DLE observe preparation of lethal injection chemical mix		
8 syringes w/18 gauge, 1 inch blunt cannula		
8 syringes labeled to include chemical name		
8 syringes filled with chemical mix: Syringe #1 and #2: Sodium Pentothal Syringe #3: Saline Solution Syringe #4 and #5: Pancuronium Bromide Syringe #6: Saline Solution Syringe #7 and #8: Potassium Chloride		
8 syringes secured in Stand A		
8 syringes w/18 gauge, 1 inch blunt cannula		
8 syringes labeled to include chemical name		
8 syringes filled with chemical mix: Syringe #1 and #2: Sodium Pentothal Syringe #3: Saline Solution Syringe #4 and #5: Pancuronium Bromide Syringe #6: Saline Solution Syringe #7 and #8: Potassium Chloride		
8 syringes secured in Stand B		
Stand A and Stand B transported to Execution Room		
Execution Room secured		
2 Standard IV infusion sets and extension sets that will be clearly marked #1 and #2		

TEAM WARDEN

DATE: 10/24/07 Practice 3

EXECUTION PHASE BEGINS		TIME		STM Number
Phase 1 Begins		Begins	Ends	
Syringe 1	Sodium Pentothal	12:04	12:04	14
Syringe 2	Sodium Pentothal	Begins	Ends	
Syringe 3	Saline Solution	12:04	12:05	14
Phase 1 Ends		Begins	Ends	
Team Warden checks for consciousness				
Inmate medically checked for consciousness				
Phase 2 Begins				
Syringe 4	Pancuronium Bromide	Begins	Ends	
Syringe 5	Pancuronium Bromide	Begins	Ends	
Syringe 6	Saline Solution	Begins	Ends	
Phase 2 Ends				
Phase 3 Begins				
Syringe 7	Potassium Chloride	Begins	Ends	
Syringe 8	Potassium Chloride	Begins	Ends	
Phase 3 Ends				
Sentence has been carried out		12:06 PM	14	
All materials/chemical mix disposed of according to State and Federal Law		MPO (Mortuary Personnel Officer)		
CONTINGENCY LOG:				
Blocked from syringe (1) medical team				
evaluated and provided to line (3)				
that line				
TEAM WARDEN <u>1</u>				

EXECUTION CHECKLIST

DATE: 10-10-07

Part 41

EXECUTION PREPARATION - PRIOR TO RECEIVING INMATE			TIME	RESPONSIBLE TEAM MEMBER	CONTINGENCY LOG:	TIME
All team members present		8:41	12		No FOLE training for this date	8:45
Drug test completed		8:41				
Arrive on site		8:30 AM	19			
Telephone check		8:43 AM	19			
Cell phone check/Secure Team cell phones in cabinet		8:43 AM	19			
Public Address System check		8:43 AM	20 21			
Radio check/Radio accountability		8:45	14 14 12 20 21			
Visual Monitor/Video Equipment Check		8:43	14			
Obtain keys/Key check/Key log		8:35	21			
Equipment bag check		8:40	6			
Suit/Undergarments present		8:40				
Shower supplies		8:40				
Search shower		8:45	21			
Search holding cell		8:45	21			
Ensure sheets pressed and several back-ups		8:40	6			
Ensure IV Pole is on medical cart		8:47	MP1 + MP2			
Checked Phase Light System		8:41	14			
Medical Equipment Check:						
• Wireless Telemetry Monitors		8:35	MP1 MP2			
• UPS for Wireless Telemetry Monitors		8:35	MP1 MP2			
• Cardiac Monitors		8:35	MP1 MP2			
• Cardiac Monitor Leads		8:35	MP1 MP2			
Verify checklist completed at this time:						
Team Warden <i>[Signature]</i>						
EXECUTION PREPARATION PROCESS			TIME	RESPONSIBLE TEAM MEMBERS	CONTINGENCY LOG:	TIME
Receive Inmate/Obtain log book						
Complete shower						
Secure in holding cell						
Issue clothing						

DATE: 10-10-07

EXECUTION PREPARATION PROCESS (CONTINUED)			TIME	RESPONSIBLE TEAM MEMBERS	CONTINGENCY LOG:	TIME
Explanation to inmate of lethal injection			4:09	12		9:17
Inmate offered injection for anxiety - one (1) hour prior			8:09	12		9:20
Inmate accepted/declined injection for anxiety						
Open phone line with Governor's Office			4:09	19		
Death Chamber Entrance Door Secured			4:09	6		
Read Warrant - Waived reading of the Warrant			4:10	12		
Restraints applied at holding cell			4:10	6		
Escorted to gurney			4:10	6, 24, 3		
Security Team Restraint process begun/completed			Begins	Ends		
Technical Team process begun/completed			4:11	4, 24		
IV method utilized: Peripheral Femoral			Begins	Ends		
Security Team and Technical Team depart execution chamber			4:14	4, 15	4, 11, 4, 12	
Official/Media Witnesses Entered and Secured in Witness Room			4:14	2, 4, 3, 4, 11, 4, 12		
Verify checklist completed/Executioners Room ready to proceed:						
Team Warden						
Curtain Opened			4:24	6, 12		
Communication with Governor's Office reference any last stays			4:25	12		
Activate Public Address (PA) System			4:30	6, 12		
Last statement			4:30	12		
Execution Phase Begins			4:30	6, 12		
Deactivate Public Address (PA) System			4:30	6, 12		
Initiate phases			4:30	12		
Physician pronounces death/Team Warden in agreement			4:38	12		
Notification that sentence has been carried out to Governor's Office			4:38	12		
Activate Public Address (PA) System			4:38	6, 12		
Notification that sentence has been carried out to Witnesses			4:38	12		
Deactivate Public Address (PA) System			4:38	6, 12		
Curtain Closes			4:38	6, 12		
Official/Media Witnesses Departed Witness Room			4:40	20		
Medical Team departs						
Body Removal Team			Enters	Exits		
			4:40			
Verify/collect checklist/documentation to include FDLE logs.				2, 1, 6		
Debriefing						
Team Warden						

Light Clicked
subject attempted to pull left hand
from rope

Practice 1

EXECUTIONERS ROOM CHECKLIST

DATE 10-24-07

PREPARATION CHECKLIST

	TIME	Responsible Team Member
2 Team Members along w/FDLE observe preparation of lethal injection chemical mix		
8 syringes w/18 gauge, 1 inch blunt cannula		
8 syringes labeled to include chemical name		
8 syringes filled with chemical mix: Syringe #1 and #2: Sodium Pentothal Syringe #3: Saline Solution Syringe #4 and #5: Pancuronium Bromide Syringe #6: Saline Solution Syringe #7 and #8: Potassium Chloride		
8 syringes secured in Stand A		
8 syringes w/18 gauge, 1 inch blunt cannula		
8 syringes labeled to include chemical name		
8 syringes filled with chemical mix: Syringe #1 and #2: Sodium Pentothal Syringe #3: Saline Solution Syringe #4 and #5: Pancuronium Bromide Syringe #6: Saline Solution Syringe #7 and #8: Potassium Chloride		
8 syringes secured in Stand B		
Stand A and Stand B transported to Execution Room		
Execution Room secured		
2 Standard IV infusion sets and extension sets that will be clearly marked #1 and #2		

TEAM WARDEN

DATE: 10/24/07 Practice 3

EXECUTION PHASE BEGINS		TIME		STM Number
Phase 1 Begins				
Syringe 1	Sodium Pentothal	Begins	Ends	
		12:04	12:04	14
Syringe 2	Sodium Pentothal	Begins	Ends	
		12:04	12:05	
Syringe 3	Saline Solution	Begins	Ends	
Phase 1 Ends				
Team Warden checks for consciousness				
Inmate medically checked for consciousness				
Phase 2 Begins				
Syringe 4	Pancuronium Bromide	Begins	Ends	
Syringe 5	Pancuronium Bromide	Begins	Ends	
Syringe 6	Saline Solution	Begins	Ends	
Phase 2 Ends				
Phase 3 Begins				
Syringe 7	Potassium Chloride	Begins	Ends	
Syringe 8	Potassium Chloride	Begins	Ends	
Phase 3 Ends				
Sentence has been carried out		12:06 PM 14		
All materials/chemical mix disposed of according to State and Federal Law		no chemicals		
CONTINGENCY LOG:				
Blocked line (1) medical team				
Blocked line and passed line (3)				
7:00 PM				
TEAM WARDEN				

EXECUTIONERS ROOM CHECKLIST

DATE _____

PREPARATION CHECKLIST	TIME	Responsible Team Member
2 Team Members along w/FDLE observe preparation of lethal injection chemical mix		
8 syringes w/18 gauge, 1 inch blunt cannula		
8 syringes labeled to include chemical name		
8 syringes filled with chemical mix: Syringe #1 and #2: Sodium Pentothal Syringe #3: Saline Solution Syringe #4 and #5: Pancuronium Bromide Syringe #6: Saline Solution Syringe #7 and #8: Potassium Chloride		
8 syringes secured in Stand A		
8 syringes w/18 gauge, 1 inch blunt cannula		
8 syringes labeled to include chemical name		
8 syringes filled with chemical mix: Syringe #1 and #2: Sodium Pentothal Syringe #3: Saline Solution Syringe #4 and #5: Pancuronium Bromide Syringe #6: Saline Solution Syringe #7 and #8: Potassium Chloride		
8 syringes secured in Stand B		
Stand A and Stand B transported to Execution Room		
Execution Room secured		
2 Standard IV infusion sets and extension sets that will be clearly marked #1 and #2		

TEAM WARDEN _____

Practice of

EXECUTION PHASE BEGINS		TIME	STM Number				
Phase 1 Begins							
Syringe 1	Sodium Pentothal	<table><tr><td>Begins</td><td>Ends</td></tr><tr><td>1:52/p</td><td>1:52/pm</td></tr></table>	Begins	Ends	1:52/p	1:52/pm	14
Begins	Ends						
1:52/p	1:52/pm						
Syringe 2	Sodium Pentothal	<table><tr><td>Begins</td><td>Ends</td></tr><tr><td>1:51/p</td><td>1:52/p</td></tr></table>	Begins	Ends	1:51/p	1:52/p	14
Begins	Ends						
1:51/p	1:52/p						
Syringe 3	Saline Solution	<table><tr><td>Begins</td><td>Ends</td></tr><tr><td>1:52/p</td><td>1:53/p</td></tr></table>	Begins	Ends	1:52/p	1:53/p	14
Begins	Ends						
1:52/p	1:53/p						
Phase 1 Ends							
Team Warden checks for consciousness		1:52/p	14				
Inmate medically checked for consciousness		1:52/p	14				
Phase 2 Begins							
Syringe 4	Pancuronium Bromide	<table><tr><td>Begins</td><td>Ends</td></tr><tr><td>1:53/p</td><td>1:53/p</td></tr></table>	Begins	Ends	1:53/p	1:53/p	14
Begins	Ends						
1:53/p	1:53/p						
Syringe 5	Pancuronium Bromide	<table><tr><td>Begins</td><td>Ends</td></tr><tr><td>1:54/p</td><td>1:54/pm</td></tr></table>	Begins	Ends	1:54/p	1:54/pm	14
Begins	Ends						
1:54/p	1:54/pm						
Syringe 6	Saline Solution	<table><tr><td>Begins</td><td>Ends</td></tr><tr><td>1:54/p</td><td>1:54/p</td></tr></table>	Begins	Ends	1:54/p	1:54/p	14
Begins	Ends						
1:54/p	1:54/p						
Phase 2 Ends							
Phase 3 Begins		1:55/p	14				
Syringe 7	Potassium Chloride	<table><tr><td>Begins</td><td>Ends</td></tr><tr><td>1:55/p</td><td>1:56/p</td></tr></table>	Begins	Ends	1:55/p	1:56/p	14
Begins	Ends						
1:55/p	1:56/p						
Syringe 8	Potassium Chloride	<table><tr><td>Begins</td><td>Ends</td></tr><tr><td>1:56/p</td><td>1:57/p</td></tr></table>	Begins	Ends	1:56/p	1:57/p	14
Begins	Ends						
1:56/p	1:57/p						
Phase 3 Ends							
Sentence has been carried out		1:57/pm	14				
All materials/chemical mix disposed of according to State and Federal Law		7:40 Chemical used					
CONTINGENCY LOG:							
TEAM WARDEN							

EXECUTION CHECKLIST

DATE: 10-10-07

11/10/07 42

EXECUTION PREPARATION - PRIOR TO RECEIVING INMATE	TIME	RESPONSIBLE TEAM MEMBER	CONTINGENCY LOG:	TIME
All team members present				
Drug test completed				
Arrive on site				
Telephone check				
Cell phone check/Secure Team cell phones in cabinet				
Public Address System check				
Radio check/Radio accountability				
Visual Monitor/Video Equipment Check				
Obtain Keys/Key check/Key log				
Equipment bag check				
Suit/Undergarments present				
Shower supplies				
Search shower				
Search holding cell				
Ensure sheets pressed and several back-ups				
Ensure IV Pole is on medical cart				
Checked Phase Light System				
Medical Equipment Check:				
• Wireless Telemetry Monitors				
• UPS for Wireless Telemetry Monitors				
• Cardiac Monitors				
• Cardiac Monitor Leads				
Verify checklist completed at this time:				
Team Warden				
EXECUTION PREPARATION PROCESS	TIME	RESPONSIBLE TEAM MEMBERS	CONTINGENCY LOG:	TIME
Receive Inmate/Obtain log book				
Complete shower				
Secure in holding cell				
Issue clothing				

DATE: 10-10-07

Practice #2

EXECUTION PREPARATION PROCESS(CONTINUED)			RESPONSIBLE TEAM MEMBERS		CONTINGENCY LOG:	TIME
	TIME					
Explanation to inmate of lethal injection	10:03		14		Comprehensive while placing restraints on gurney.	10:04
Inmate offered injection for anxiety ~ one (1) hour prior	9:03		14		placed on gurney.	10:16
Inmate accepted/declined injection for anxiety	9:03		14		subject not totally unresponsive	10:28
Open phone line with Governor's Office	10:03		14		subject making check at 10:30	10:30
Death Chamber Entrance Door Secured	10:03		14			
Read Warrant ~ Waived reading of the Warrant	10:03		14			
Restraints applied at holding cell	10:03		14			
Escorted to gurney	10:03		14			
Security Team Restraint process begun/completed	10:04		14			
Technical Team process begun/completed.	10:04		14			
IV method utilized: Peripheral Femoral	10:04		14			
Security Team and Technical Team depart execution chamber	10:04		14			
Official/Media Witnesses Entered and Secured in Witness Room	10:04		14			
Verify checklist completed/Executioners Room ready to proceed:	10:04		14			
Team Warden	10:04		14			
Curtain Opened	10:22/10:32		14			
Communication with Governor's Office reference any last stays	10:23		14			
Activate Public Address (PA) System	10:23		14			
Last statement	10:23		14			
Execution Phase Begins	10:23		14			
Deactivate Public Address (PA) System	10:23		14			
Initiate Phases	10:24/10:32		14			
Physician pronounces death/Team Warden in agreement	10:34		14			
Notification that sentence has been carried out to Governor's Office	10:34		14			
Activate Public Address (PA) System	10:34		14			
Notification that sentence has been carried out to Witnesses	10:34		14			
Deactivate Public Address (PA) System	10:40		14			
Curtain Closes	10:26/10:30		14			
Official/Media Witnesses Departed Witness Room	10:41		20			
Medical Team departs						
Body Removal Team	Enters 10:41 Exits 10:46		21, 2			
Verify/collect checklists/documentation to include FDLE logs.						
Debriefing					Team Warden	

EXECUTIONERS ROOM CHECKLIST

DATE 10-14-07

Practice #2

PREPARATION CHECKLIST

	TIME	Responsible Team Member
2 Team Members along w/FDLE observe preparation of lethal injection chemical mix		
8 syringes w/18 gauge, 1 inch blunt cannula		
8 syringes labeled to include chemical name		
8 syringes filled with chemical mix: Syringe #1 and #2: Sodium Pentothal Syringe #3: Saline Solution Syringe #4 and #5: Pancuronium Bromide Syringe #6: Saline Solution Syringe #7 and #8: Potassium Chloride		
8 syringes secured in Stand A		
8 syringes w/18 gauge, 1 inch blunt cannula		
8 syringes labeled to include chemical name		
8 syringes filled with chemical mix: Syringe #1 and #2: Sodium Pentothal Syringe #3: Saline Solution Syringe #4 and #5: Pancuronium Bromide Syringe #6: Saline Solution Syringe #7 and #8: Potassium Chloride		
8 syringes secured in Stand B		
Stand A and Stand B transported to Execution Room		
Execution Room secured		
2 Standard IV infusion sets and extension sets that will be clearly marked #1 and #2		

TEAM WARDEN

DATE: 10-16-07

Practice #2

EXECUTION PHASE BEGINS		TIME Standard A		STM Number
Phase 1 Begins	Stand 6	Begins 1023	Ends	12
Syringe 1 Sodium Pentothal		Begins 1024	Ends 1024	14
Syringe 2 Sodium Pentothal	10232 1033	Begins 1024	Ends 1026	14
Syringe 3 Saline Solution	1034 1035	Begins 1024	Ends 1026	14
Phase 1 Ends	1035 1039	Begins 1026	Ends 1027	14
Team Warden checks for consciousness	1036	Begins 1027	Ends	14
Immature medically checked for consciousness	1037	Begins 1027	Ends	14
Phase 2 Begins	1037	Begins	Ends	16
Syringe 4 Pancuronium Bromide		Begins	Ends	16
Syringe 5 Pancuronium Bromide	1037 10	Begins	Ends	
Syringe 6 Saline Solution		Begins	Ends	
Phase 2 Ends		Begins	Ends	
Phase 3 Begins		Begins	Ends	
Syringe 7 Potassium Chloride		Begins	Ends	
Syringe 8 Potassium Chloride		Begins	Ends	
Phase 3 Ends		Begins	Ends	
Sentence has been carried out		1039		
All materials/chemical mix disposed of according to State and Federal Law		1039		
CONTINGENCY LOG:				
Subject still conscious - Enrolled line - T.T. open address		1027		14
to go to line #2				
held to				
Flat Line		1039		12
TEAM WARDEN				

EXECUTIONERS ROOM CHECKLIST

DATE _____

PREPARATION CHECKLIST	TIME	Responsible Team Member
2 Team Members along w/FDLE observe preparation of lethal injection chemical mix		
8 syringes w/18 gauge, 1 inch blunt cannula		
8 syringes labeled to include chemical name •		
8 syringes filled with chemical mix: Syringe #1 and #2: Sodium Pentothal Syringe #3: Saline Solution Syringe #4 and #5: Pancuronium Bromide Syringe #6: Saline Solution Syringe #7 and #8: Potassium Chloride		
8 syringes secured in Stand A		
8 syringes w/18 gauge, 1 inch blunt cannula		
8 syringes labeled to include chemical name		
8 syringes filled with chemical mix: Syringe #1 and #2: Sodium Pentothal Syringe #3: Saline Solution Syringe #4 and #5: Pancuronium Bromide Syringe #6: Saline Solution Syringe #7 and #8: Potassium Chloride		
8 syringes secured in Stand B		
Stand A and Stand B transported to Execution Room		
Execution Room secured		
2 Standard IV infusion sets and extension sets that will be clearly marked #1 and #2		

TEAM WARDEN

Practice 3

EXECUTION PHASE BEGINS		TIME		STM Number
Phase 1 Begins				
Syringe 1	Sodium Pentothal	Begins 11:14a	Ends 11:14a	14
Syringe 2	Sodium Pentothal	Begins	Ends	14
Syringe 3	Saline Solution	Begins 11:15a	Ends 11:15a	14
Phase 1 Ends				
Team Warden checks for consciousness		11:15a		14
Inmate medically checked for consciousness		11:14a		14
Phase 2 Begins		11:14a		14
Syringe 4	Pancuronium Bromide	Begins	Ends	14
Syringe 5	Pancuronium Bromide	Begins 11:14a	Ends 11:17a	14
Syringe 6	Saline Solution	Begins 11:17a	Ends 11:18a	14
Phase 2 Ends				
Phase 3 Begins				
Syringe 7	Potassium Chloride	Begins	Ends	
Syringe 8	Potassium Chloride	Begins	Ends	
Phase 3 Ends				
Sentence has been carried out		11:19a 14		
All materials/chemical mix disposed of according to State and Federal Law		720 chemicals used		
CONTINGENCY LOG:				
TEAM WARDEN				

EXECUTION CHECKLIST

DATE: 10-10-07

Practitioner #4

EXECUTION PREPARATION - PRIOR TO RECEIVING INMATE	TIME	RESPONSIBLE TEAM MEMBER	CONTINGENCY LOG:	TIME
All team members present				
Drug test completed				
Arrive on site				
Telephone check				
Cell phone check/Secure Team cell phones in cabinet				
Public Address System check				
Radio check/Radio accountability				
Visual Monitor/Video Equipment Check				
Obtain keys/Key check/Key log				
Equipment bag check				
Suit/Undergarments present				
Shower supplies				
Search shower				
Search holding cell				
Ensure sheets pressed and several back-ups				
Ensure IV Pole is on medical cart				
Checked Phase Light System				
Medical Equipment Check:				
• Wireless Telemetry Monitors				
• UPS for Wireless Telemetry Monitors				
• Cardiac Monitors				
• Cardiac Monitor Leads				
Verify checklist completed at this time:				
Team Warden				
EXECUTION PREPARATION PROCESS	TIME	RESPONSIBLE TEAM MEMBERS	CONTINGENCY LOG:	TIME
Receive Inmate/Obtain log book				
Complete shower				
Secure in holding cell				
Issue clothing				

DATE: 10-10-07

Archer #4

EXECUTION PREPARATION PROCESS(CONTINUED)	TIME	RESPONSIBLE TEAM MEMBERS	CONTINGENCY LOG:	TIME
Explanation to inmate of lethal injection	1235	Archer #2		
Inmate offered injection for anxiety - one (1) hour prior	1135	12		
Inmate accepted/declined injection for anxiety				
Open phone line with Governor's Office	1239	19		
Death Chamber Entrance Door Secured	1240	6		
Read Warrant - Waived reading of the Warrant	1240	12		
Restraints applied at holding cell	1241	47		
Escorted to guinea		30474		
Security Team Restraint process begun/completed	Begins	Ends		
	1242	1254	3674	
Technical Team process begun/completed.	Begins	Ends		
IV method utilized: Peripheral Femoral	1249	125	M11 M12	
Security Team and Technical Team depart execution chamber	1258	374		
Official/Media Witnesses Entered and Secured in Witness Room	1251	20		
Verify checklist completed/Executioners Room ready to proceed:				
Team Warden	1259	612		
Curtain Opened	1259	12		
Communication with Governor's Office reference any last stays	1259	612		
Activate Public Address (PA) System	1255	12		
Last statement	1259	12		
Execution Phase Begins	100	612		
Deactivate Public Address (PA) System	100	12		
Initiate phases	108	12		
Physician pronounces death/Team Warden in agreement	108	12		
Notification that sentence has been carried out to Governor's Office	108	612		
Activate Public Address (PA) System	108	12		
Notification that sentence has been carried out to Witnesses	108	612		
Deactivate Public Address (PA) System	108	612		
Curtain Closes	109	20		
Official/Media Witnesses Departed Witness Room				
Medical Team departs	Enters	Exits		
Body Removal Team	110	763		
Verify/collect checklist/documentation to include FDLE logs.				
Debriefing			Team Warden	

EXECUTIONERS ROOM CHECKLIST

DATE _____

PREPARATION CHECKLIST	TIME	Responsible Team Member
2 Team Members along w/FDLE observe preparation of lethal injection chemical mix		
8 syringes w/18 gauge, 1 inch blunt cannula		
8 syringes labeled to include chemical name		
8 syringes filled with chemical mix: Syringe #1 and #2: Sodium Pentothal Syringe #3: Saline Solution Syringe #4 and #5: Pancuronium Bromide Syringe #6: Saline Solution Syringe #7 and #8: Potassium Chloride		
8 syringes secured in Stand A		
8 syringes w/18 gauge, 1 inch blunt cannula		
8 syringes labeled to include chemical name		
8 syringes filled with chemical mix: Syringe #1 and #2: Sodium Pentothal Syringe #3: Saline Solution Syringe #4 and #5: Pancuronium Bromide Syringe #6: Saline Solution Syringe #7 and #8: Potassium Chloride		
8 syringes secured in Stand B		
Stand A and Stand B transported to Execution Room		
Execution Room secured		
2 Standard IV infusion sets and extension sets that will be clearly marked #1 and #2		

TEAM WARDEN _____

Partie 1

[illegible]

EXECUTION CHECKLIST

DATE: 9-26-07

Practitioner #1

EXECUTION PREPARATION - PRIOR TO RECEIVING INMATE	TIME	RESPONSIBLE TEAM MEMBER	CONTINGENCY LOG:	TIME
All team members present	9:11	All present		
Drug test completed	9:11	All present		
Arrive on site	9:10	16		
Telephone check	9:07	19		
Cell phone check/Secure Team cell phones in cabinet	9:07	20		
Public Address System check	9:02	14, 12, 21, 20, 1		
Radio check/Radio accountability	9:00	14		
Visual Monitor/Video Equipment Check	9:15	21, 20, 14, 6		
Obtain keys/key check/key log	9:15	4		
Equipment bag check				
Suit/Undergarments present				
Shower supplies	9:20	21		
Search shower	9:20	21		
Search holding cell	9:18	4		
Ensure sheets pressed and several back-ups	9:02	3, 14, 16		
Ensure IV Pole is on medical cart	9:06	14		
Checked Phase Light System	9:22	14, 16, 21		
Medical Equipment Check:	9:22	14, 16, 21		
• Wireless Telemetry Monitors	9:22	14, 16, 21		
• UPS for Wireless Telemetry Monitors	9:22	14, 16, 21		
• Cardiac Monitors	9:22	14, 16, 21		
• Cardiac Monitor Leads				
Verify checklist completed at this time:				
Team Warden <u>Frank</u>				
EXECUTION - PREPARATION PROCESS	TIME	RESPONSIBLE TEAM MEMBERS	CONTINGENCY LOG:	TIME
Receive inmate/Obtain log book				
Complete shower				
Secure in holding cell				
Issue clothing				

DATE: 9-26-07

Prisoner #1

EXECUTION PREPARATION PROCESS(CONTINUED)			TIME		RESPONSIBLE TEAM MEMBERS	CONTINGENCY LOG:		TIME
Explanation to inmate of lethal injection			10:04 AM		12	Inmate in procedure to apply		9:38 AM
Inmate offered injection for anxiety - one (1) hour prior			10:08 AM		12	concern for a sub-clause. 10 sec		
Inmate accepted/declined injection for anxiety			9:59 AM		12	concern in gurney		
Open phone line with Governor's Office			9:58 AM		19	Inmate - STM #2		9:48 AM
Death Chamber Entrance Door Secured			10:08 AM		6	FOLC (2) present for trainings		
Read Warrant - Waived reading of the Warrant			9:59 AM		12			
Restraints applied at holding cell			10:01 AM		6	Death Chamber door will not stand		10:08 AM
Escorted to gurney			10:01 AM		6 2 3 4	Windows Secured - Death Chamber door		10:01 AM
Security Team Restraint process begun/completed			Begins	Ends		Inmate screaming		
10:02 Training			10:01	10:18	6 2 3 4	Inmate screaming 10:03 after		10:03 AM
Technical Team process begun/completed.			Begins	Ends	MP 1 MP 2	Inmate placed on gurney		
IV method utilized: Peripheral Femoral			10:08	10:18				
Security Team and Technical Team depart execution chamber			10:18		20			
Official/Media Witnesses Entered and Secured in Witness Room			10:11					
Verify checklist completed/Executors Room ready to proceed:								
Team Warden			10:20		16, 12			
Curtain Opened			10:20		12 6			
Communication with Governor's Office reference any last stays			10:21		12			
Activate Public Address (PA) System			10:21		6	PA System not working; continuity		
Last statement			10:21		12	reads PA System		
Execution Phase Begins			10:21		12			
Deactivate Public Address (PA) System			10:21		12 6			
Initiate phases			10:22		12			
Physician pronounces death/Team Warden in agreement			10:30		12	that found at this time		10:29
Notification that sentence has been carried out to Governor's Office			10:30		12	T. Warden called in doctor		
Activate Public Address (PA) System			10:30		12 6			
Notification that sentence has been carried out to Witnesses			10:30		12 6			
Deactivate Public Address (PA) System			10:30		12 6			
Curtain Closes			10:31		20			
Official/Media Witnesses Departed Witness Room								
Medical Team departs								
Body Removal Team			Enters	Exits				
			10:31		6 2 3 4			
Verify/collect checklists/documentation to include FDLE logs.								
Debriefing						Team Warden		

EXECUTIONERS ROOM CHECKLIST

DATE 9-24-07

Practitioner #1

PREPARATION CHECKLIST

	TIME	Responsible Team Member
2 Team Members along w/ FDLE observe preparation of lethal injection chemical mix		
8 syringes w/18 gauge, 1 inch blunt cannula		
8 syringes labeled to include chemical name		
8 syringes filled with chemical mix:		
Syringe #1 and #2: Sodium Pentothal		
Syringe #3: Saline Solution		
Syringe #4 and #5: Pancuronium Bromide		
Syringe #6: Saline Solution		
Syringe #7 and #8: Potassium Chloride		
8 syringes secured in Stand A		
8 syringes w/18 gauge, 1 inch blunt cannula		
8 syringes labeled to include chemical name		
8 syringes filled with chemical mix:		
Syringe #1 and #2: Sodium Pentothal		
Syringe #3: Saline Solution		
Syringe #4 and #5: Pancuronium Bromide		
Syringe #6: Saline Solution		
Syringe #7 and #8: Potassium Chloride		
8 syringes secured in Stand B		
Stand A and Stand B transported to Execution Room		
Execution Room secured		
2 Standard IV infusion sets and extension sets that will be clearly marked #1 and #2		

TEAM WARDEN

Parastich #1[illegible]

EXECUTION CHECKLIST

DATE: 9.26.07

Prattel #2

EXECUTION PREPARATION - PRIOR TO RECEIVING INMATE	TIME	RESPONSIBLE TEAM MEMBER	CONTINGENCY LOG:	TIME
All team members present				
Drug test completed				
Arrive on site				
Telephone check				
Cell phone check/Secure Team cell phones in cabinet				
Public Address System check				
Radio check/Radio accountability				
Visual Monitor/Video Equipment Check				
Obtain keys/Key check/Key log				
Equipment bag check				
Suit/Undergarments present				
Shower supplies				
Shower shower				
Search holding cell				
Ensure sheets pressed and several back-ups				
Ensure IV Pole is on medical cart				
Checked Phase Light System				
Medical Equipment Check:				
• Wireless Telemetry Monitors				
• UPS for Wireless Telemetry Monitors				
• Cardiac Monitors				
• Cardiac Monitor Leads				
Verify checklist completed at this time:				
Team Warden				
EXECUTION PREPARATION PROCESS	TIME	RESPONSIBLE TEAM MEMBERS	CONTINGENCY LOG:	TIME
Receive Inmate/Obtain log book				
Complete shower				
Secure in holding cell				
Issue clothing				

DATE: 9-24-07

Practice #2

EXECUTION PREPARATION PROCESS(CONTINUED)	TIME	RESPONSIBLE TEAM MEMBERS	CONTINGENCY LOG:	TIME
Explanation to inmate of lethal injection	10:44	12		
Inmate offered injection for anxiety - one (1) hour prior	9:48	12		
Inmate accepted/declined injection for anxiety	9:45	12		
Open phone line with Governor's Office	10:45	19		
Death Chamber Entrance Door Secured	10:45	20		
Read Warrant - Waived reading of the Warrant	10:48	12		
Restraints applied at holding cell	10:50	6		
Escorted to gurney	10:50	442321		
Security Team Restraint process begun/completed	Begins 10:51 Ends 11:04	4423		
Technical Team process begun/completed: IV method utilized: (Peripheral) Femoral	Begins 10:54 Ends 11:06	423 M0142		
Security Team and Technical Team depart execution chamber	11	423 M0142		
Official/Media Witnesses Entered and Secured in Witness Room	10:59	20		
Verify checklist completed/Executioners Room ready to proceed:				
Team Warden	11:07	12 14		
Curtain Opened	11:08	12 4		
Communication with Governor's Office reference any last stays	11:08	12		
Activate Public Address (PA) System	11:08	12 4		
Last statement	11:09	12		
Execution Phase Begins	11:09	12 4		
Deactivate Public Address (PA) System	11:09	12		
Initiate phases	11:20	12		
Physician pronounces death/Team Warden in agreement	11:20	12		
Notification that sentence has been carried out to Governor's Office	11:20	12 4		
Activate Public Address (PA) System	11:20	12		
Notification that sentence has been carried out to Witnesses	11:21	12 4		
Deactivate Public Address (PA) System	11:21	12 4		
Curtain Closes	11:23	20		
Official/Media Witnesses Departed Witness Room				
Medical Team departs	Enters 11:23 Exits			
Body Removal Team		621		
Verify/collect checklist/documentation to include FDLE logs.				
Debriefing				

Team Warden
 Contingency - Medical Emergency
 w/ inmate - witness notified
 emergency RSP to hold inmate
 Team Warden
 IIM is HED - Spits! Death gds!!!
 on return to backdoor; IIM was backdoor. and...

EXECUTIONERS ROOM CHECKLIST

DATE 9/24/07

Practice 2

PREPARATION CHECKLIST

	TIME	Responsible Team Member
2 Team Members along w/FDLE observe preparation of lethal injection chemical mix		
8 syringes w/18 gauge, 1 inch blunt cannula		
8 syringes labeled to include chemical name		
8 syringes filled with chemical mix:		
Syringe #1 and #2: Sodium Pentothal		
Syringe #3: Saline Solution		
Syringe #4 and #5: Pancuronium Bromide		
Syringe #6: Saline Solution		
Syringe #7 and #8: Potassium Chloride		
8 syringes secured in Stand A		
8 syringes w/18 gauge, 1 inch blunt cannula		
8 syringes labeled to include chemical name		
8 syringes filled with chemical mix:		
Syringe #1 and #2: Sodium Pentothal		
Syringe #3: Saline Solution		
Syringe #4 and #5: Pancuronium Bromide		
Syringe #6: Saline Solution		
Syringe #7 and #8: Potassium Chloride		
8 syringes secured in Stand B		
Stand A and Stand B transported to Execution Room		
Execution Room secured		
2 Standard IV infusion sets and extension sets that will be clearly marked #1 and #2		

TEAM WARDEN

DATE: 9/26/09

Practice 2

EXECUTION PHASE BEGINS		TIME		STM Number
Phase 1 Begins		Begins	Ends	
Syringe 1	Sodium Pentothal	11:14A	11:14A	5 TM 14
Syringe 2	Sodium Pentothal	11:15A	11:15A	6 TM 14
Syringe 3	Saline Solution	11:16	11:16	5 TM 14
Phase 1 Ends				
Team Warden checks for consciousness		11:16A	11:16A	5 TM 14
Inmate medically checked for consciousness		11:16A	11:16A	5 TM 14
Phase 2 Begins				
Syringe 4	Pancuronium Bromide	11:16A	11:17A	5 TM 14
Syringe 5	Pancuronium Bromide	11:17A	11:17A	5 TM 14
Syringe 6	Saline Solution	11:17A	11:18A	5 TM 14
Phase 2 Ends				
Phase 3 Begins				
Syringe 7	Potassium Chloride	11:18A	11:19A	5 TM 14
Syringe 8	Potassium Chloride	11:19A	11:20A	5 TM 14
Phase 3 Ends		11:20A	11:20A	5 TM 24
Sentence has been carried out		11:20A	11:20A	5 TM 14
All materials/chemical mix disposed of according to State and Federal Law		11:20A	11:20A	5 TM 14
CONTINGENCY LOG:				
Inmate was still conscious after syringe 8				
Blocked line, pushed TV into the assembly TV line				
#3, began phase 1 syringe 1 from phase 1 (S)				
TEAM WARDEN				

11:15A
11:15A

EXECUTION CHECKLIST

DATE: 9-26-07 Practice #3

EXECUTION PREPARATION - PRIOR TO RECEIVING INMATE	TIME	RESPONSIBLE TEAM MEMBER	CONTINGENCY LOG:	TIME
All team members present				
Drug test completed				
Arrive on site				
Telephone check				
Cell phone check/Secure Team cell phones in cabinet				
Public Address System check				
Radio check/Radio accountability				
Visual Monitor/Video Equipment Check				
Obtain Keys/Key check/Key log				
Equipment bag check				
Suit/Undergarments present				
Shower supplies				
Search shower				
Search holding cell				
Ensure sheets pressed and several back-ups				
Ensure IV Pole is on medical cart				
Checked Phase Light System				
Medical Equipment Check:				
• Wireless Telemetry Monitors				
• UPS for Wireless Telemetry Monitors				
• Cardiac Monitors				
• Cardiac Monitor Leads				
Verify checklist completed at this time:				
Team Warden				
EXECUTION PREPARATION PROCESS	TIME	RESPONSIBLE TEAM MEMBERS	CONTINGENCY LOG:	TIME
Receive Inmate/Obtain log book				
Complete shower				
Secure in holding cell				
Issue clothing				

DATE: 9-26-07

Practice #3

EXECUTION PREPARATION PROCESS(CONTINUED)		TIME	RESPONSIBLE TEAM MEMBERS	CONTINGENCY LOG:	TIME
Explanation to inmate of lethal injection		1:42	12		
Inmate offered injection for anxiety - one (1) hour prior		12:42	12		
Inmate accepted/declined injection for anxiety		12:42	12		
Open phone line with Governor's Office		1:12	19		
Death Chamber Entrance Door Secured		1:40	6		
Read Warrant - Waived reading of the Warrant		1:43	12		
Restraints applied at holding cell		1:43	6328		
Escorted to gurney		1:44	6328		
Security Team Restraint process begun/completed		Begins 1:44	Ends 2:00	6328	1:45
Technical Team process begun/completed.		Begins 1:44	Ends 2:00	6328	1:52
IV method utilized: (Peripheral) Femoral		1:44	2:00	6328	1:54
Security Team and Technical Team depart execution chamber		2:00	438		
Official/Media Witnesses Entered and Secured in Witness Room		1:55	20		
Verify checklist completed/Executioners Room ready to proceed:					
Team Warden		2:01	12 2		
Curtain Opened		2:01	12		
Communication with Governor's Office reference any last stays		2:02	12 2		
Activate Public Address (PA) System		2:02	12		
Last statement		2:02	12		
Execution Phase Begins		2:02	12 2		
Deactivate Public Address (PA) System		2:02	12		
Initial phases		2:06	12		
Physician pronounces death/Team Warden in agreement		2:06	12		
Notification that sentence has been carried out to Governor's Office		2:06	12		
Activate Public Address (PA) System		2:07	2 12		
Notification that sentence has been carried out to Witnesses		2:07	2 12		
Deactivate Public Address (PA) System		2:07	2 12		
Curtain Closes		2:08	20		
Official/Media Witnesses Departed Witness Room					
Medical Team departs					
Body Removal Team		Enters 2:08	Exits 3812		
Verify/collect checklists/documentation to include FDLE logs.					
Debriefing					
Team Warden					

EXECUTIONERS ROOM CHECKLIST

DATE _____




PREPARATION CHECKLIST	TIME	Responsible Team Member
2 Team Members along w/FDLE observe preparation of lethal injection chemical mix		
8 syringes w/18 gauge, 1 inch blunt cannula		
8 syringes labeled to include chemical name		
8 syringes filled with chemical mix: Syringe #1 and #2: Sodium Pentothal Syringe #3: Saline Solution Syringe #4 and #5: Pancuronium Bromide Syringe #6: Saline Solution Syringe #7 and #8: Potassium Chloride		
8 syringes secured in Stand A		
8 syringes w/18 gauge, 1 inch blunt cannula		
8 syringes labeled to include chemical name		
8 syringes filled with chemical mix: Syringe #1 and #2: Sodium Pentothal Syringe #3: Saline Solution Syringe #4 and #5: Pancuronium Bromide Syringe #6: Saline Solution Syringe #7 and #8: Potassium Chloride		
8 syringes secured in Stand B		
Stand A and Stand B transported to Execution Room		
Execution Room secured		
2 Standard IV infusion sets and extension sets that will be clearly marked #1 and #2		

TEAM WARDEN

Question #3

[illegible]

DHL: Prepare a shipment: Print waybill

		EXP	Pieces: 1/1
FM: DC DEPT OF CORRECTIONS T. Burke 2601 BLAIRSTONE RD TALLAHASSEE, FL 32399 UNITED STATES Phone: 850-933-4014		ORIGIN: TLH Sender's ref. EXECUTION CHECKLIST	
To: CAPITAL COLLATERAL REGIONAL COUNSEL PETER J. CANNON MIDDLE REGION 3801 COROREX PARK DRIVE SUITE 210 TAMPA, FL 33612 UNITED STATES		POSTCODE: 33612 RECEIVED BY JUN 16 2008 CCRG MIDDLE TEL:	
Description: Alan Dakan Weight: 1 lbs for 1 pcs Date: 2008-06-13 DHL standard terms and conditions apply.			
		ALED 91 FSC	
(2L)US33612			
			
WAYBILL: 27752090052		(Non-Negotiable)	

Please fold over out to half