

4. Florida Department of Corrections Execution Training Logs and Documents.

EXECUTION CHECKLIST

DATE: 8-1-07

Prisoner #1

RESPONSIBLE TEAM MEMBER TEAM WARDEN

1. All team members present
 2. Drug test completed
 3. Arrive on site
 4. Phone check
 5. Cell phone check/Secure Team cell phones in cabinet
 6. PA check
 7. Radio check/Radio accountability
 8. Obtain keys/Key check/Key log
 9. Equipment bag check
 10. Suit/Undergarments present
 11. Shower supplies
 12. Search shower
 13. Search holding cell
 14. Sheets pressed and several back-ups
 15. Insure IV Pole is on medical cart
 16. Explanation to Inmate of lethal injection
 17. Inmate offered injection for anxiety
 18. Inmate accepted/declined injection for anxiety
 19. Preparation Phase Ends
- Inmate refuses to come out of shower, cell, or refuses to get dressed.
 a cell extraction team will be activated.
 Inmate spews spitte, apply Spit Shield. Self-harm or suicidal gestures, Bloodborne Pathogen Kits available.
 Telephone inoperable – cell phone utilized for backup.
 Locking mechanisms and/or keys become inoperable for holding cell, shower cell, safety port gate – have Lock and Key personnel on standby.
 Handheld radio units inoperable – utilize headsets.
 Microphone inoperable – utilize backup microphone.
 Weather – disposable rain gear for media and witnesses.

3. Receive inmate/Obtain log book.

- | | | |
|--------|-------|----------|
| 9:28 | | |
| 9:30 | 9:34 | |
| 9:34 | 9:35 | b |
| 9:35 | 9:35 | 9:34.7 |
| Begins | Ends | |
| 9:35 | 9:43 | 9:34.6-2 |
| Begins | Ends | mfp1 |
| 9:36 | 9:54 | mfp2 |
| 9:57 | 9:57 | |
| 9:59 | | |
| 9:59 | 10:00 | |
| 10:00 | | |
| 10:00 | | |
| 10:00 | | |
| 10:00 | | |
| 10:00 | | |
| 10:08 | 10:08 | |
| 11:08 | | |
| 10:08 | | |
| 10:08 | | |
| 10:08 | 10:09 | |
| 10:10 | 10:10 | |
| 10:10 | 10:10 | |
| 10:15 | | |

- Telephone inoperable – cell phone utilized for backup.
- Inmate compliant when released from holding cell and then becomes combative – Security Team will insure compliance to the gurney, inmate becomes unable to walk, limp, or passes out – the Security Team will insure escorted completed to gurney, Notify Technical Team Member for assessment of inmate.
- Security Team Member becomes incapacitated – an Escort Team Member will be the backup.
- Strip breaks during restraint process – apply Velcro straps.
- Handcuffs become inoperable/key breaks off – utilize bolt cutters.
- Power goes out – generator activates.
- Curtain inoperable – utilize hand-held crank.
- Gurney inoperable – utilize second gurney.
- Sally Port gate malfunctions – override on gate for manual operation.
- Witness Room disruption – Security to assist and medical available as needed.

EXECUTIONERS ROOM CHECKLIST

DATE 8-1-07

Practice Run #1

STN 16

STN 12

Drug Test Chemical Team

2 ~~Watches~~ observe preparation of lethal injection chemical mix w/ FOLE

8 syringes w/18 gauge, 1 inch blunt cannula

8 syringes labeled to include chemical name

8 syringes filled with chemical mix:

Syringe #1 and #2: Sodium Pentothal

Syringe #3: Saline Solution

Syringe #4 and #5: Pancuronium Bromide

Syringe #6: Saline Solution

Syringe #7 and #8: Potassium Chloride

8 syringes secured in Stand A

8 syringes w/18 gauge, 1 inch blunt cannula

8 syringes labeled to include chemical name

8 syringes filled with chemical mix:

Syringe #1 and #2: Sodium Pentothal

Syringe #3: Saline Solution

Syringe #4 and #5: Pancuronium Bromide

Syringe #6: Saline Solution

Syringe #7 and #8: Potassium Chloride

8 syringes secured in Stand B

Stand A and Stand B transported to Execution Room

Execution Room secured

2 Standard IV infusion sets and extension sets clearly marked #1 and #2

Actually practiced a line IV.

Practice #1
Date: 8-1-87

Phase 1 Begins

Syringe 1 Sodium Pentothal

Syringe 2 Sodium Pentothal

Syringe 3 Saline Solution

Phase 1 Ends

Lead Warden checks for consciousness

Inmate medically checked for consciousness

Phase 2 Begins

Syringe 4 Pancuronium Bromide

Syringe 5 Pancuronium Bromide

Syringe 6 Saline Solution

Phase 2 Ends

Phase 3 Begins

Syringe 7 Potassium Chloride

Syringe 8 Potassium Chloride

Phase 3 Ends

Sentence has been carried out

All materials/chemical mix disposed of according to State and Federal Law

1000

Begins Ends

1000 1001

Begins Ends

1002 1003

Begins Ends

1003 1003

1003

1003

1004

1004

Begins Ends

1004 1005

Begins Ends

1005 1006

Begins Ends

1006 1006

1006

1006

Begins Ends

1006 1007

Begins Ends

1007 1007

1007

1008

14

12

EXECUTION CHECKLIST

DATE: 8-1-07

Prisoner #2

RESPONSIBLE TEAM WARDEN
TEAM MEMBER

1. All team members present
2. Drug test completed
3. Arrive on site
4. Phone check
5. Cell phone check/Secure Team cell phones in cabinet
6. PA check
7. Radio check/Radio accountability
8. Obtain keys/Key check/Key log
9. Equipment bag check
10. Suit/Undergarments present
11. Shower supplies
12. Search shower
13. Search holding cell
14. Sheets pressed and several back-ups
15. Insure IV Pole is on medical cart
16. Explanation to inmate of lethal injection
17. Inmate offered injection for anxiety
18. Inmate accepted/declined injection for anxiety
19. Preparation Phase Ends

Inmate refuses to come out of shower, cell, or refuses to get dressed; a cell extraction team will be activated.
Inmate spews spit, apply Spit Shield. Self-harm or suicidal gestures, Bloodborne Pathogen Kits available.
Telephone inoperable – cell phone utilized for Backup.
Locking mechanisms and/or keys become inoperable for holding cell, shower cell, sally port gate – have Lock and Key personnel on standby.
Handheld radio units inoperable – utilize headsets.
Microphone inoperable – utilize backup microphone.
Weather – disposable rain gear for media and witnesses.

1. Receive Inmate/Obtain log book.
2. Complete shower.
3. Secure in holding cell.
4. Issue clothing.
5. Open phone line with Governor's Office.
6. Read Warrant. *declined*
7. Restraints applied at holding cell.
8. Escorted to gurney.
9. Security Team Restraint process begun/completed.
10. Technical Team process begun/completed. *IV method utilized: Femoral Vein*
11. Security Team and Technical Team depart execution chamber.
12. Curtain Opened.
13. Communication with Governor's Office.
14. Activate PA System.
15. Last statement. *declined*
16. Execution Phase Begins.
17. Deactivate PA System.
18. Initiate phases.
19. Technical team member pronounces death/Lead Warden Agreement.
20. Notification that sentence has been carried out to Governor's Office.
21. Activate PA System.
22. Notification that sentence has been carried out to witnesses.
23. Deactivate PA System.
24. Curtain Closes.
25. Official Witnesses depart.
26. Media Witnesses depart.
27. Medical Team departs.
28. Body removed.
29. Verification/collection of checklists/documentation/equipment.
30. Debriefing.

10:49	10:50	10:51	11:01	11:02	11:03	11:04	11:05	11:06	11:07	11:08	11:09	11:10	11:11	11:12	11:13	11:14	11:15	11:16	11:17	11:18	11:19	11:20	11:21	11:22	11:23	11:24	11:25	11:26	11:27	11:28	11:29	11:30	11:31	11:32	11:33	11:34	11:35	11:36	11:37	11:38	11:39	11:40	11:41	11:42	11:43	11:44	11:45	11:46	11:47	11:48	11:49	11:50	11:51	11:52	11:53	11:54	11:55	11:56	11:57	11:58	11:59	12:00	12:01	12:02	12:03	12:04	12:05	12:06	12:07	12:08	12:09	12:10	12:11	12:12	12:13	12:14	12:15	12:16	12:17	12:18	12:19	12:20	12:21	12:22	12:23	12:24	12:25	12:26	12:27	12:28	12:29	12:30	12:31	12:32	12:33	12:34	12:35	12:36	12:37	12:38	12:39	12:40	12:41	12:42	12:43	12:44	12:45	12:46	12:47	12:48	12:49	12:50	12:51	12:52	12:53	12:54	12:55	12:56	12:57	12:58	12:59	13:00	13:01	13:02	13:03	13:04	13:05	13:06	13:07	13:08	13:09	13:10	13:11	13:12	13:13	13:14	13:15	13:16	13:17	13:18	13:19	13:20	13:21	13:22	13:23	13:24	13:25	13:26	13:27	13:28	13:29	13:30	13:31	13:32	13:33	13:34	13:35	13:36	13:37	13:38	13:39	13:40	13:41	13:42	13:43	13:44	13:45	13:46	13:47	13:48	13:49	13:50	13:51	13:52	13:53	13:54	13:55	13:56	13:57	13:58	13:59	14:00	14:01	14:02	14:03	14:04	14:05	14:06	14:07	14:08	14:09	14:10	14:11	14:12	14:13	14:14	14:15	14:16	14:17	14:18	14:19	14:20	14:21	14:22	14:23	14:24	14:25	14:26	14:27	14:28	14:29	14:30	14:31	14:32	14:33	14:34	14:35	14:36	14:37	14:38	14:39	14:40	14:41	14:42	14:43	14:44	14:45	14:46	14:47	14:48	14:49	14:50	14:51	14:52	14:53	14:54	14:55	14:56	14:57	14:58	14:59	15:00	15:01	15:02	15:03	15:04	15:05	15:06	15:07	15:08	15:09	15:10	15:11	15:12	15:13	15:14	15:15	15:16	15:17	15:18	15:19	15:20	15:21	15:22	15:23	15:24	15:25	15:26	15:27	15:28	15:29	15:30	15:31	15:32	15:33	15:34	15:35	15:36	15:37	15:38	15:39	15:40	15:41	15:42	15:43	15:44	15:45	15:46	15:47	15:48	15:49	15:50	15:51	15:52	15:53	15:54	15:55	15:56	15:57	15:58	15:59	16:00	16:01	16:02	16:03	16:04	16:05	16:06	16:07	16:08	16:09	16:10	16:11	16:12	16:13	16:14	16:15	16:16	16:17	16:18	16:19	16:20	16:21	16:22	16:23	16:24	16:25	16:26	16:27	16:28	16:29	16:30	16:31	16:32	16:33	16:34	16:35	16:36	16:37	16:38	16:39	16:40	16:41	16:42	16:43	16:44	16:45	16:46	16:47	16:48	16:49	16:50	16:51	16:52	16:53	16:54	16:55	16:56	16:57	16:58	16:59	17:00	17:01	17:02	17:03	17:04	17:05	17:06	17:07	17:08	17:09	17:10	17:11	17:12	17:13	17:14	17:15	17:16	17:17	17:18	17:19	17:20	17:21	17:22	17:23	17:24	17:25	17:26	17:27	17:28	17:29	17:30	17:31	17:32	17:33	17:34	17:35	17:36	17:37	17:38	17:39	17:40	17:41	17:42	17:43	17:44	17:45	17:46	17:47	17:48	17:49	17:50	17:51	17:52	17:53	17:54	17:55	17:56	17:57	17:58	17:59	18:00	18:01	18:02	18:03	18:04	18:05	18:06	18:07	18:08	18:09	18:10	18:11	18:12	18:13	18:14	18:15	18:16	18:17	18:18	18:19	18:20	18:21	18:22	18:23	18:24	18:25	18:26	18:27	18:28	18:29	18:30	18:31	18:32	18:33	18:34	18:35	18:36	18:37	18:38	18:39	18:40	18:41	18:42	18:43	18:44	18:45	18:46	18:47	18:48	18:49	18:50	18:51	18:52	18:53	18:54	18:55	18:56	18:57	18:58	18:59	19:00	19:01	19:02	19:03	19:04	19:05	19:06	19:07	19:08	19:09	19:10	19:11	19:12	19:13	19:14	19:15	19:16	19:17	19:18	19:19	19:20	19:21	19:22	19:23	19:24	19:25	19:26	19:27	19:28	19:29	19:30	19:31	19:32	19:33	19:34	19:35	19:36	19:37	19:38	19:39	19:40	19:41	19:42	19:43	19:44	19:45	19:46	19:47	19:48	19:49	19:50	19:51	19:52	19:53	19:54	19:55	19:56	19:57	19:58	19:59	20:00	20:01	20:02	20:03	20:04	20:05	20:06	20:07	20:08	20:09	20:10	20:11	20:12	20:13	20:14	20:15	20:16	20:17	20:18	20:19	20:20	20:21	20:22	20:23	20:24	20:25	20:26	20:27	20:28	20:29	20:30	20:31	20:32	20:33	20:34	20:35	20:36	20:37	20:38	20:39	20:40	20:41	20:42	20:43	20:44	20:45	20:46	20:47	20:48	20:49	20:50	20:51	20:52	20:53	20:54	20:55	20:56	20:57	20:58	20:59	21:00	21:01	21:02	21:03	21:04	21:05	21:06	21:07	21:08	21:09	21:10	21:11	21:12	21:13	21:14	21:15	21:16	21:17	21:18	21:19	21:20	21:21	21:22	21:23	21:24	21:25	21:26	21:27	21:28	21:29	21:30	21:31	21:32	21:33	21:34	21:35	21:36	21:37	21:38	21:39	21:40	21:41	21:42	21:43	21:44	21:45	21:46	21:47	21:48	21:49	21:50	21:51	21:52	21:53	21:54	21:55	21:56	21:57	21:58	21:59	22:00	22:01	22:02	22:03	22:04	22:05	22:06	22:07	22:08	22:09	22:10	22:11	22:12	22:13	22:14	22:15	22:16	22:17	22:18	22:19	22:20	22:21	22:22	22:23	22:24	22:25	22:26	22:27	22:28	22:29	22:30	22:31	22:32	22:33	22:34	22:35	22:36	22:37	22:38	22:39	22:40	22:41	22:42	22:43	22:44	22:45	22:46	22:47	22:48	22:49	22:50	22:51	22:52	22:53	22:54	22:55	22:56	22:57	22:58	22:59	23:00	23:01	23:02	23:03	23:04	23:05	23:06	23:07	23:08	23:09	23:10	23:11	23:12	23:13	23:14	23:15	23:16	23:17	23:18	23:19	23:20	23:21	23:22	23:23	23:24	23:25	23:26	23:27	23:28	23:29	23:30	23:31	23:32	23:33	23:34	23:35	23:36	23:37	23:38	23:39	23:40	23:41	23:42	23:43	23:44	23:45	23:46	23:47	23:48	23:49	23:50	23:51	23:52	23:53	23:54	23:55	23:56	23:57	23:58	23:59	24:00
-------	-------	-------	-------	-------	-------	-------	-------	-------	-------	-------	-------	-------	-------	-------	-------	-------	-------	-------	-------	-------	-------	-------	-------	-------	-------	-------	-------	-------	-------	-------	-------	-------	-------	-------	-------	-------	-------	-------	-------	-------	-------	-------	-------	-------	-------	-------	-------	-------	-------	-------	-------	-------	-------	-------	-------	-------	-------	-------	-------	-------	-------	-------	-------	-------	-------	-------	-------	-------	-------	-------	-------	-------	-------	-------	-------	-------	-------	-------	-------	-------	-------	-------	-------	-------	-------	-------	-------	-------	-------	-------	-------	-------	-------	-------	-------	-------	-------	-------	-------	-------	-------	-------	-------	-------	-------	-------	-------	-------	-------	-------	-------	-------	-------	-------	-------	-------	-------	-------	-------	-------	-------	-------	-------	-------	-------	-------	-------	-------	-------	-------	-------	-------	-------	-------	-------	-------	-------	-------	-------	-------	-------	-------	-------	-------	-------	-------	-------	-------	-------	-------	-------	-------	-------	-------	-------	-------	-------	-------	-------	-------	-------	-------	-------	-------	-------	-------	-------	-------	-------	-------	-------	-------	-------	-------	-------	-------	-------	-------	-------	-------	-------	-------	-------	-------	-------	-------	-------	-------	-------	-------	-------	-------	-------	-------	-------	-------	-------	-------	-------	-------	-------	-------	-------	-------	-------	-------	-------	-------	-------	-------	-------	-------	-------	-------	-------	-------	-------	-------	-------	-------	-------	-------	-------	-------	-------	-------	-------	-------	-------	-------	-------	-------	-------	-------	-------	-------	-------	-------	-------	-------	-------	-------	-------	-------	-------	-------	-------	-------	-------	-------	-------	-------	-------	-------	-------	-------	-------	-------	-------	-------	-------	-------	-------	-------	-------	-------	-------	-------	-------	-------	-------	-------	-------	-------	-------	-------	-------	-------	-------	-------	-------	-------	-------	-------	-------	-------	-------	-------	-------	-------	-------	-------	-------	-------	-------	-------	-------	-------	-------	-------	-------	-------	-------	-------	-------	-------	-------	-------	-------	-------	-------	-------	-------	-------	-------	-------	-------	-------	-------	-------	-------	-------	-------	-------	-------	-------	-------	-------	-------	-------	-------	-------	-------	-------	-------	-------	-------	-------	-------	-------	-------	-------	-------	-------	-------	-------	-------	-------	-------	-------	-------	-------	-------	-------	-------	-------	-------	-------	-------	-------	-------	-------	-------	-------	-------	-------	-------	-------	-------	-------	-------	-------	-------	-------	-------	-------	-------	-------	-------	-------	-------	-------	-------	-------	-------	-------	-------	-------	-------	-------	-------	-------	-------	-------	-------	-------	-------	-------	-------	-------	-------	-------	-------	-------	-------	-------	-------	-------	-------	-------	-------	-------	-------	-------	-------	-------	-------	-------	-------	-------	-------	-------	-------	-------	-------	-------	-------	-------	-------	-------	-------	-------	-------	-------	-------	-------	-------	-------	-------	-------	-------	-------	-------	-------	-------	-------	-------	-------	-------	-------	-------	-------	-------	-------	-------	-------	-------	-------	-------	-------	-------	-------	-------	-------	-------	-------	-------	-------	-------	-------	-------	-------	-------	-------	-------	-------	-------	-------	-------	-------	-------	-------	-------	-------	-------	-------	-------	-------	-------	-------	-------	-------	-------	-------	-------	-------	-------	-------	-------	-------	-------	-------	-------	-------	-------	-------	-------	-------	-------	-------	-------	-------	-------	-------	-------	-------	-------	-------	-------	-------	-------	-------	-------	-------	-------	-------	-------	-------	-------	-------	-------	-------	-------	-------	-------	-------	-------	-------	-------	-------	-------	-------	-------	-------	-------	-------	-------	-------	-------	-------	-------	-------	-------	-------	-------	-------	-------	-------	-------	-------	-------	-------	-------	-------	-------	-------	-------	-------	-------	-------	-------	-------	-------	-------	-------	-------	-------	-------	-------	-------	-------	-------	-------	-------	-------	-------	-------	-------	-------	-------	-------	-------	-------	-------	-------	-------	-------	-------	-------	-------	-------	-------	-------	-------	-------	-------	-------	-------	-------	-------	-------	-------	-------	-------	-------	-------	-------	-------	-------	-------	-------	-------	-------	-------	-------	-------	-------	-------	-------	-------	-------	-------	-------	-------	-------	-------	-------	-------	-------	-------	-------	-------	-------	-------	-------	-------	-------	-------	-------	-------	-------	-------	-------	-------	-------	-------	-------	-------	-------	-------	-------	-------	-------	-------	-------	-------	-------	-------	-------	-------	-------	-------	-------	-------	-------	-------	-------	-------	-------	-------	-------	-------	-------	-------	-------	-------	-------	-------	-------	-------	-------	-------	-------	-------	-------	-------	-------	-------	-------	-------	-------	-------	-------	-------	-------	-------	-------	-------	-------	-------	-------	-------	-------	-------	-------	-------	-------	-------	-------	-------	-------	-------	-------	-------	-------	-------	-------	-------	-------	-------	-------	-------	-------	-------	-------	-------	-------	-------	-------	-------	-------	-------	-------	-------	-------	-------	-------	-------	-------	-------	-------	-------	-------	-------	-------	-------	-------	-------	-------	-------	-------	-------	-------	-------	-------	-------	-------	-------	-------	-------	-------	-------	-------	-------	-------	-------	-------	-------	-------	-------	-------	-------

Telephone inoperable - cell phone utilized for backup.
 Inmate compliant when released from holding cell and then becomes combative - Security Team will insure compliance to the gurney.
 Inmate becomes unable to walk, limp, or passes out - the Security Team will insure escorted completed to gurney. Notify Technical Team Member for assessment of inmate.
 Security Team Member becomes incapacitated - an Escort Team Member will be the backup.
 Strap breaks during restraint process - apply Velcro straps.
 Handcuffs become inoperable/key breaks off - utilize bolt cutters.
 Power goes out - generator activates.
 Curtain inoperable - utilize hand-held crank.
 Gurney inoperable - utilize second gurney.
 Sally Port gate malfunctions - override on gate for manual operation.
 Witness Room disruption - Security to assist and medical available as needed.

Continue closed @ 11:14 to clerk who -
 11:15 mpt enters and checks to check who
 11:17 law support
 11:17 witness support
 11:18 phase 1 initiated

11:19
 11:15
 11:17
 11:17
 11:18

EXECUTIONERS ROOM CHECKLIST

DATE 8/10/07

Practice #2

Drug Test Chemical Team

2 witnesses observe preparation of lethal injection chemical mix

8 syringes w/18 gauge, 1 inch blunt cannula

8 syringes labeled to include chemical name

8 syringes filled with chemical mix:

Syringe #1 and #2: Sodium Pentothal

Syringe #3: Saline Solution

Syringe #4 and #5: Pancuronium Bromide

Syringe #6: Saline Solution

Syringe #7 and #8: Potassium Chloride

8 syringes secured in Stand A

8 syringes w/18 gauge, 1 inch blunt cannula

8 syringes labeled to include chemical name

8 syringes filled with chemical mix:

Syringe #1 and #2: Sodium Pentothal

Syringe #3: Saline Solution

Syringe #4 and #5: Pancuronium Bromide

Syringe #6: Saline Solution

Syringe #7 and #8: Potassium Chloride

8 syringes secured in Stand B

Stand A and Stand B transported to Execution Room

Execution Room secured

2 Standard IV infusion sets and extension sets clearly marked #1 and #2

5/14/14 5/14/12

Practice #2
Date 8-1-07

#12

liver overgrows the
medial line chord

liver overgrows the
medial line chord

EXECUTIONERS ROOM CHECKLIST

DATE 8-15-07

P.02

PREPARATION CHECKLIST

2 Team Members along w/FDLE observe preparation of lethal injection chemical mix

8 syringes w/18 gauge, 1 inch blunt cannula

8 syringes labeled to include chemical name

8 syringes filled with chemical mix:

Syringe #1 and #2: Sodium Pentothal

Syringe #3: Saline Solution

Syringe #4 and #5: Pancuronium Bromide

Syringe #6: Saline Solution

Syringe #7 and #8: Potassium Chloride

8 syringes secured in Stand A

8 syringes w/18 gauge, 1 inch blunt cannula

8 syringes labeled to include chemical name

8 syringes filled with chemical mix:

Syringe #1 and #2: Sodium Pentothal

Syringe #3: Saline Solution

Syringe #4 and #5: Pancuronium Bromide

Syringe #6: Saline Solution

Syringe #7 and #8: Potassium Chloride

8 syringes secured in Stand B

Stand A and Stand B transported to Execution Room

Execution Room secured

2 Standard IV infusion sets and extension sets that will be clearly marked #1 and #2

TEAM WARDEN

EXECUTION PHASE BEGINS

Phase 1 Begins

Syringe 1 Sodium Pentothal

Syringe 2 Sodium Pentothal

Syringe 3 Saline Solution

Phase 1 Ends

Team Warden checks for consciousness

Inmate medically checked for consciousness

Phase 2 Begins

Syringe 4 Pancuronium Bromide

Syringe 5 Pancuronium Bromide

Syringe 6 Saline Solution

Phase 2 Ends

Phase 3 Begins

Syringe 7 Potassium Chloride

Syringe 8 Potassium Chloride

Phase 3 Ends

Sentence has been carried out

All materials/chemical mix disposed of according to State and Federal Law

CONTINGENCY LOG

Flat Line after Syringe #4. Team Leader advised
 summoned Physician. 16

TEAM WARDEN

8-15-07 Packet #1

TIME NUMBER

1034 16

Begins Ends

1034 1035

Begins Ends

1034 1037

Begins Ends

1037 1037

Begins Ends

1037 1037

Begins Ends

1036 1039

Begins Ends

1036 1039

Begins Ends

Begins Ends

Begins Ends

Begins Ends

1040 16

1040 16

1039 16

EXECUTIONERS ROOM CHECKLIST

DATE

8-15-07

Practice #2

PREPARATION CHECKLIST

2 Team Members along w/FDLE observe preparation of lethal injection chemical mix

8 syringes w/18 gauge, 1 inch blunt cannula

8 syringes labeled to include chemical name

8 syringes filled with chemical mix:

Syringe #1 and #2: Sodium Pentothal

Syringe #3: Saline Solution

Syringe #4 and #5: Pancuronium Bromide

Syringe #6: Saline Solution

Syringe #7 and #8: Potassium Chloride

8 syringes secured in Stand A

8 syringes w/18 gauge, 1 inch blunt cannula

8 syringes labeled to include chemical name

8 syringes filled with chemical mix:

Syringe #1 and #2: Sodium Pentothal

Syringe #3: Saline Solution

Syringe #4 and #5: Pancuronium Bromide

Syringe #6: Saline Solution

Syringe #7 and #8: Potassium Chloride

8 syringes secured in Stand B

Stand A and Stand B transported to Execution Room

Execution Room secured

2 Standard IV infusion sets and extension sets that will be clearly marked #1 and #2

TEAM WARDEN

EXECUTION PHASE BEGINS

Phase 1 Begins

Syringe 1 Sodium Pentothal

Syringe 2 Sodium Pentothal

Syringe 3 Saline Solution

Phase 1 Ends

Team Warden checks for consciousness

Inmate medically checked for consciousness

Phase 2 Begins

Syringe 4 Pancuronium Bromide

Syringe 5 Pancuronium Bromide

Syringe 6 Saline Solution

Phase 2 Ends

Phase 3 Begins

Syringe 7 Potassium Chloride

Syringe 8 Potassium Chloride

Phase 3 Ends

Sentence has been carried out

All materials/chemical mix disposed of according to State and Federal Law

CONTINGENCY LOG

Blocked Line - Inflated Line

Subject struggled heart beats still have capillary
Line 2 will be utilized last 1 heart monitor - Cadiz

8-15-07 Practice #2

LML 2

11:14 14

Begins Ends

11:21 11:22

11:14 11:17

14

11:22 11:23

11:17

14

11:23 11:23

11:23 11:23

11:23

11:17

14

11:24

11:17

14

11:24 11:24

11:17

14

11:24 11:25

11:17

14

11:25 11:24

11:24

11:24

11:17

14

11:26 11:24

11:17

14

11:26 11:27

11:27

11:28

11:29

11:17

14

11:25

14

11:20

14

TEAM WARDEN

EXECUTIONERS ROOM CHECKLIST

DATE 8-15-07

Practice #3

PREPARATION CHECKLIST

- 2 Team Members along w/ DLE observe preparation of lethal injection chemical mix
- 8 syringes w/ 18 gauge, 1 inch blunt cannula
- 8 syringes labeled to include chemical name
- 8 syringes filled with chemical mix:
- Syringe #1 and #2: Sodium Pentothal
- Syringe #3: Saline Solution
- Syringe #4 and #5: Pancuronium Bromide
- Syringe #6: Saline Solution
- Syringe #7 and #8: Potassium Chloride
- 8 syringes secured in Stand A
- 8 syringes w/ 18 gauge, 1 inch blunt cannula
- 8 syringes labeled to include chemical name
- 8 syringes filled with chemical mix:
- Syringe #1 and #2: Sodium Pentothal
- Syringe #3: Saline Solution
- Syringe #4 and #5: Pancuronium Bromide
- Syringe #6: Saline Solution
- Syringe #7 and #8: Potassium Chloride
- 8 syringes secured in Stand B
- Stand A and Stand B transported to Execution Room
- Execution Room secured
- 2 Standard IV infusion sets and extension sets that will be clearly marked #1 and #2

TEAM WARDEN

EXECUTION PHASE BEGINS

Phase 1 Begins

Syringe 1 Sodium Pentothal

Syringe 2 Sodium Pentothal

Syringe 3 Saline Solution

Phase 1 Ends

Team Warden checks for consciousness

Inmate medically checked for consciousness

Phase 2 Begins

Syringe 4 Pancuronium Bromide

Syringe 5 Pancuronium Bromide

Syringe 6 Saline Solution

Phase 2 Ends

Phase 3 Begins

Syringe 7 Potassium Chloride

Syringe 8 Potassium Chloride

Phase 3 Ends

Sentence has been carried out

All materials/chemical mix disposed of according to State and Federal Law

CONTINGENCY LOG

Flat Lined

8-15-07

Practice #3

TIMING

STIM

NUMBER

2:17

Begins Ends

2:14 2:15

Begins Ends

2:14 2:14

Begins Ends

2:14 2:20

2:20

2:20

2:20

2:20

2:20

Begins Ends

2:20 2:21

Begins Ends

2:21 2:21

Begins Ends

Begins Ends

Begins Ends

2:22

2:21

TEAM WARDEN

EXECUTION CHECKLIST

DATE:

8/13/07

EXECUTION PREPARATION PRIOR TO RECEIVING INMATE

TIME

RESPONSIBLE TEAM MEMBER

CONTINGENCY LOG

TIME

- All team members present
- Drug list completed
- Arrive on site
- Telephone check
- Cell phone check/Secure Team cell phones in cabinet
- Public Address System check
- Radio check/Radio accountability
- Visual Monitor/Video Equipment Check
- Obtain keys/Key check/Key log
- Equipment bag check
- Suit/Undergarments present
- Shower supplies
- Search shower
- Search holding cell
- Ensure sheets pressed and several back-ups
- Ensure IV Pole is on medical cart
- Checked Phase Light System
- Medical Equipment Check:
 - Wireless Telemetry Monitors
 - UPS for Wireless Telemetry Monitors
 - Cardiac Monitors
 - Cardiac Monitor Leads

Verify checklist completed at this time:

Team Warden

*All team members arrived
starting from 0830 - 0930*

CONTINGENCY LOG

Make sure credits for persons if returning
from the Island each time I

Debriefing

10:33	6
10:34	12
10:34	6
10:34	12
10:34	6
10:34	12
10:40	12
10:40	6
10:40	12
10:40	6
10:41	6
10:42	20

Enters	Exits
1	1
2	2
3	3
4	4
5	5
6	6
7	7
8	8
9	9
10	10
11	11
12	12
13	13
14	14
15	15
16	16
17	17
18	18
19	19
20	20
21	21
22	22
23	23
24	24
25	25
26	26
27	27
28	28
29	29
30	30
31	31
32	32
33	33
34	34
35	35
36	36
37	37
38	38
39	39
40	40
41	41
42	42
43	43
44	44
45	45
46	46
47	47
48	48
49	49
50	50
51	51
52	52
53	53
54	54
55	55
56	56
57	57
58	58
59	59
60	60
61	61
62	62
63	63
64	64
65	65
66	66
67	67
68	68
69	69
70	70
71	71
72	72
73	73
74	74
75	75
76	76
77	77
78	78
79	79
80	80
81	81
82	82
83	83
84	84
85	85
86	86
87	87
88	88
89	89
90	90
91	91
92	92
93	93
94	94
95	95
96	96
97	97
98	98
99	99
100	100

Team Warden

EXECUTION CHECKLIST

DATE: 8-15-07

EXECUTION PREPARATION - PROPOSED
 RECEIVING INMATE
 All team members present
 Drug test completed
 Arrive on site
 Telephone check
 Cell phone check/Secure Team cell phones in cabinet
 Public Address System check
 Radio check/Radio accountability
 Visual Monitor/Video Equipment Check
 Obtain keys/key check/key log
 Equipment bag check
 Suit/Undergarments present
 Shower supplies
 Search shower
 Search holding cell
 Ensure sheets pressed and several back-ups
 Ensure IV Pole is on medical cart
 Checked Phase Light System
 Medical Equipment Check:
 • Wireless Telemetry Monitors
 • UPS for Wireless Telemetry Monitors
 • Cardiac Monitors
 • Cardiac Monitor Leads

Verify checklist completed at this time:

Team Warden

EXECUTION PREPAREATION PROCESS

TIME

RESPONSIBLE TEAM MEMBERS

CONTINGENCY LOG

Receive inmate/Obtain log book

Complete shower

Secure in holding cell

Issue clothing

Explanation to inmate of lethal injection

Inmate offered injection for anxiety - one (1) hour prior

Inmate accepted/declined injection for anxiety

Open phone line with Governor's Office

Read Warrant - Waived reading of the Warrant

Restraints applied at holding cell

Escorted to gurney

Security Team Restraint process begun/completed

Technical Team process begun/completed.

IV method utilized: Peripheral Femoral

Security Team and Technical Team depart execution chamber

Official/Media Witnesses Entered and Secured in Witness Room

Verify checklist completed/Execution Room ready to proceed.

Team Warden

[Signature]

Curtain Opened

Communication with Governor's Office reference any last stays

Activate Public Address (PA) System

Last statement

Execution Phase Begins

Deactivate Public Address (PA) System

Initiate phases

Physician pronounces death/Team Warden in agreement

Notification that sentence has been carried out to Governor's Office

Activate Public Address (PA) System

Deactivate Public Address (PA) System

Curtain Closes

Official/Media Witnesses Departed Witness Room

Medical Team departs

Body Removal Team

Verify/collect checklist/documentation to include FDLE logs.

Enters Exits

10:53	6, 4, 3, 2
10:53	6
10:54	6, 4, 3, 2
10:55	
Begins	Ends
10:55	11:04
Begins	Ends
10:57	11:11
11:13	MR1, MR2
11:14	MR1
11:15	20
11:15	12, 16
11:15	16
11:16	12
11:16	6
11:16	12
11:16	12
11:16	6
11:16	12
11:16	6
11:28	12
11:28	6
11:28	6
11:28	20

10:58 *pin struggle with team with MR1*
one 1 fight over secured by SPM 6, 1, 3

11:18 *Traythorn on line 1*
Curtain closed for confining
MR1 checking line in chamber
Curtain opened
Helicopter/inspector
Proceeded forward with 1 standby by team leader
Phase 2 completed

Continuing

Continuing

Team Warden

EXECUTION CHECKLIST

DATE:

8/15/07

EXECUTION PREPARATION - PRIOR TO
RECEIVING INMATE

TIME

RESPONSIBLE
TEAM MEMBER

CONTINGENCY LOG

TIME

- All team members present
- Drug test completed
- Arrive on site
- Telephone check
- Cell phone check/Secure Team cell phones in cabinet
- Public Address System check
- Radio check/Radio accountability
- Visual Monitor/Video Equipment Check
- Obtain Key/Key check/Key log
- Equipment bag check
- Suit/Undergarments present
- Shower supplies
- Search shower
- Search holding cell
- Ensure sheets pressed and several back-ups
- Ensure IV Pole is on medical cart
- Checked Phase Light System
- Medical Equipment Check:
 - Wireless Telemetry Monitors
 - UPS for Wireless Telemetry Monitors
 - Cardiac Monitors
 - Cardiac Monitor Leads

Verify checklist completed at this time:

Team Warden

Receive Inmate/Obtain log book

Complete shower

Secure in holding cell

Issue clothing

Explanation to inmate of lethal injection

Inmate offered injection for anxiety - one (1) hour prior

Inmate accepted/declined injection for anxiety

Open phone line with Governor's Office

Read Warrant - Waived reading of the Warrant

Restraints applied at holding cell

Escorted to gurney

Security Team Restraint process begun/completed

Technical Team process begun/completed.

IV method utilized: Periphera Femoral

Security Team and Technical Team depart execution chamber

Official/Media Witnesses Entered and Secured in Witness Room

Verify checklist completed/Executioners Room ready to proceed:

Team Warden

Curtain Opened

Communication with Governor's Office reference any last plays

Activate Public Address (PA) System

Last statement

Execution Phase Begins

Deactivate Public Address (PA) System

Initiate phases

Physician pronounces death/Team Warden in agreement

Notification that sentence has been carried out to Governor's Office

Activate Public Address (PA) System

Notification that sentence has been carried out to Witnesses

Deactivate Public Address (PA) System

Curtain Closes

Official/Media Witnesses Departed Witness Room

Medical Team departs

Body Removal Team

Enters Exits

Activity	Time	Count
Technical Team process begun/completed	1:56	19
IV method utilized: <u>Periphera</u> Femoral	1:56	12
Security Team and Technical Team depart execution chamber	1:57	6
Official/Media Witnesses Entered and Secured in Witness Room	1:58	6, 2, 1, 4, 3
Verify checklist completed/Executioners Room ready to proceed	1:59	4, 2, 1, 3
Team Warden	2:04	20
Curtain Opened	2:04	20
Communication with Governor's Office reference any last plays	2:04	20
Activate Public Address (PA) System	2:04	20
Last statement	2:04	20
Execution Phase Begins	2:04	20
Deactivate Public Address (PA) System	2:04	20
Initiate phases	2:04	20
Physician pronounces death/Team Warden in agreement	2:04	20
Notification that sentence has been carried out to Governor's Office	2:04	20
Activate Public Address (PA) System	2:04	20
Notification that sentence has been carried out to Witnesses	2:04	20
Deactivate Public Address (PA) System	2:04	20
Curtain Closes	2:04	20
Official/Media Witnesses Departed Witness Room	2:04	20
Medical Team departs	2:04	20
Body Removal Team	2:04	20

Verify/collect checklist/documentation to include FDLE logs, Deathlings

Team Warden

EXECUTIONERS ROOM CHECKLIST

DATE 8-22-07

PREPARATION CHECKLIST

- | | TIME | Responsible Team Member |
|--|------|-------------------------|
| 2 Team Members along w/FDLE observe preparation of lethal injection chemical mix | | |
| 8 syringes w/18 gauge, 1 inch blunt cannula | | |
| 8 syringes labeled to include chemical name | | |
| 8 syringes filled with chemical mix: | | |
| Syringe #1 and #2: Sodium Pentothal | | |
| Syringe #3: Saline Solution | | |
| Syringe #4 and #5: Pancuronium Bromide | | |
| Syringe #6: Saline Solution | | |
| Syringe #7 and #8: Potassium Chloride | | |
| 8 syringes secured in Stand A | | |
| 8 syringes w/18 gauge, 1 inch blunt cannula | | |
| 8 syringes labeled to include chemical name | | |
| 8 syringes filled with chemical mix: | | |
| Syringe #1 and #2: Sodium Pentothal | | |
| Syringe #3: Saline Solution | | |
| Syringe #4 and #5: Pancuronium Bromide | | |
| Syringe #6: Saline Solution | | |
| Syringe #7 and #8: Potassium Chloride | | |
| 8 syringes secured in Stand B | | |
| Stand A and Stand B transported to Execution Room | | |
| Execution Room secured | | |
| 2 Standard IV infusion sets and extension sets that will be clearly marked #1 and #2 | | |

TEAM WARDEN

8/22/07 Training sessions (1)

EXECUTION PHASE BEGINS

Phase 1 Begins

Syringe 1 Sodium Pentothal

Syringe 2 Sodium Pentothal

Syringe 3 Saline Solution

Phase 1 Ends

Team Warden checks for consciousness

Inmate medically checked for consciousness

Phase 2 Begins

Syringe 4 Pancuronium Bromide

Syringe 5 Pancuronium Bromide

Syringe 6 Saline Solution

Phase 2 Ends

Phase 3 Begins

Syringe 7 Potassium Chloride

Syringe 8 Potassium Chloride

Phase 3 Ends

Sentence has been carried out

All materials/chemical mix disposed of according to State and Federal Law

CONTINGENCY LOG

TIME STM
NUMBERBegins Ends
9:34/AM 9:38 STM 14Begins Ends
9:38/AM 9:39/AM STM 14Begins Ends
9:39/AM 9:40/AM STM 14✓ 9:40/AM
✓ 9:40/AMBegins Ends
9:41/AM 9:42/AM STM 14Begins Ends
9:42 9:42 STM 14Begins Ends
9:43/AM 9:43 STM 14Begins Ends
9:44/AM 9:44/AM STM 14
Begins Ends
9:45/AM 9:45/AM STM 14

TEAM WARDEN

EXECUTIONERS ROOM CHECKLIST

DATE 8-22-07

PREPARATION CHECKLIST

- | | TIME | Responsible Team Member |
|--|------|-------------------------|
| 2 Team Members along w/FDLE observe preparation of lethal injection chemical mix | | |
| 8 syringes w/18 gauge, 1 inch blunt cannula | | |
| 8 syringes labeled to include chemical name | | |
| 8 syringes filled with chemical mix: | | |
| Syringe #1 and #2: Sodium Pentothal | | |
| Syringe #3: Saline Solution | | |
| Syringe #4 and #5: Pancuronium Bromide | | |
| Syringe #6: Saline Solution | | |
| Syringe #7 and #8: Potassium Chloride | | |
| 8 syringes secured in Stand A | | |
| 8 syringes w/18 gauge, 1 inch blunt cannula | | |
| 8 syringes labeled to include chemical name | | |
| 8 syringes filled with chemical mix: | | |
| Syringe #1 and #2: Sodium Pentothal | | |
| Syringe #3: Saline Solution | | |
| Syringe #4 and #5: Pancuronium Bromide | | |
| Syringe #6: Saline Solution | | |
| Syringe #7 and #8: Potassium Chloride | | |
| 8 syringes secured in Stand B | | |
| Stand A and Stand B transported to Execution Room | | |
| Execution Room secured | | |
| 2 Standard IV infusion sets and extension sets that will be clearly marked #1 and #2 | | |

TEAM WARDEN

EXECUTION PHASE BEGINS

Phase 1 Begins

Syringe 1 Sodium Pentothal

Syringe 2 Sodium Pentothal

Syringe 3 Saline Solution

Phase 1 Ends

Team Warden checks for consciousness

Inmate medically checked for consciousness

Phase 2 Begins

Syringe 4 Pancuronium Bromide

Syringe 5 Pancuronium Bromide

Syringe 6 Saline Solution

Phase 2 Ends

Phase 3 Begins

Syringe 7 Potassium Chloride

Syringe 8 Potassium Chloride

Phase 3 Ends

Sentence has been carried out

All materials/chemical mix disposed of according to State and Federal Law

CONTINGENCY LOG

*Block in the line while awaiting syringe (2)
Medical checked the line. It's like 3 became
the primary, began phase 1 w/ 25 syringe 1 from
stand (2)*

TEAM WARDEN

8/22/07 Training session (2)

TIME
Number

Begins Ends

10:58/AM 10:58/AM

Begins Ends

10:58/AM 10:58/AM

Begins Ends

10:58/AM 10:58/AM

Begins Ends

10:58/AM 10:58/AM

Begins Ends

10:58/AM 10:58/AM

Begins Ends

10:58/AM 10:58/AM

Begins Ends

10:58/AM 10:58/AM

Begins Ends

10:58/AM 10:58/AM

Begins Ends

10:58/AM 10:58/AM

Begins Ends

10:58/AM 10:58/AM

Begins Ends

10:58/AM 10:58/AM

Begins Ends

10:58/AM 10:58/AM

Begins Ends

10:58/AM 10:58/AM

Begins Ends

10:58/AM 10:58/AM

Begins Ends

10:58/AM 10:58/AM

Begins Ends

10:58/AM 10:58/AM

Begins Ends

10:58/AM 10:58/AM

Begins Ends

10:58/AM 10:58/AM

Begins Ends

10:58/AM 10:58/AM

Begins Ends

10:58/AM 10:58/AM

Begins Ends

ST M-14

ST M-14

ST M-14

ST M-14

ST M-14

ST M-14

ST M-14

ST M-14

ST M-14

ST M-14

ST M-14

ST M-14

ST M-14

ST M-14

ST M-14

ST M-14

ST M-14

ST M-14

ST M-14

ST M-14

ST M-14

ST M-14

ST M-14

ST M-14

ST M-14

ST M-14

ST M-14

ST M-14

ST M-14

ST M-14

ST M-14

ST M-14

ST M-14

ST M-14

ST M-14

ST M-14

ST M-14

ST M-14

ST M-14

ST M-14

ST M-14

ST M-14

ST M-14

ST M-14

ST M-14

EXECUTION CHECKLIST

DATE: 8-22-07

Package #1

EXECUTION PREPARATION - PRIOR TO
RECEIVING INMATE

TIME

RESPONSIBLE
TEAM MEMBER

CONTINGENCY LOG

TIME

- All team members present
- Drug test completed
- Arrive on site
- Telephone check
- Cell phone check/Secure Team cell phones in cabinet
- Public Address System check
- Radio check/Radio accountability
- Visual Monitor/Video Equipment Check
- Obtain keys/Key check/Key log
- Equipment bag check
- Suit/Undergarments present
- Shower supplies
- Search shower
- Search holding cell
- Ensure sheets pressed and several back-ups
- Ensure IV Pole is on medical cart
- Checked Phase Light System
- Medical Equipment Check:
 - Wireless Telemetry Monitors
 - UPS for Wireless Telemetry Monitors
 - Cardiac Monitors
 - Cardiac Monitor Leads

Verify checklist completed at this time:

Team Warden

FOLE Found - driving

உதவி

8-22-07 Practice #1

9:15	2
9:34	12
9:34	12
9:34	12
9:37	12
9:37	12
9:46	12

Enters	Exits
9:45	9:51
	1-6-2

Team Waiden

EXECUTION CHECKLIST

DATE: 8-22-07

Pack 1 #2

EXECUTION PREPARATION - PRIOR TO
RECEIVING INMATE

TIME

RESPONSIBLE
TEAM MEMBER

CONTINGENCY LOG

TIME

All team members present

Drug test completed

Arrive on site

Telephone check

Cell phone check/Secure Team cell phones in cabinet

Public Address System check

Radio check/Radio accountability

Visual Monitor/Video Equipment Check

Obtain keys/Key check/Key log

Equipment bag check

Suits/Undergarments present

Shower supplies

Search shower

Search holding cell

Ensure sheets pressed and several back-ups

Ensure IV Pole is on medical cart

Checked Phase Light System

Medical Equipment Check:

- Wireless Telemetry Monitors
- UPS for Wireless Telemetry Monitors
- Cardiac Monitors
- Cardiac Monitor Leads

Verify checklist completed at this time:

Team Warden

EXECUTION/REHABILITATION PROCESS

Receive inmate/Obtain log book

Complete shower

Secure in holding cell

Issue clothing

Explanation to inmate of lethal injection

Inmate offered injection for anxiety - one (1) hour prior

Inmate accepted/declined injection for anxiety

Open phone line with Governor's Office

Read Warrant - Waived reading of the Warrant

Restraints applied at holding cell

Escorted to guinea

Security Team Restraint process begun/completed

Technical Team process begun/completed.

IV method utilized: Peripheral Femoral

Security Team and Technical Team depart execution chamber

Official/Media Witnesses Entered and Secured in Witness Room

Verify checklist completed/Executioners Room ready to proceed:

Team Warden *Warden*

Curtain Opened

Communication with Governor's Office reference any last stays

Activate Public Address (PA) System

Last statement

Execution Phase Begins

Deactivate Public Address (PA) System

Initiate phases

Physician pronounces death/Team Warden in agreement

Notification that sentence has been carried out to Governor's Office

Activate Public Address (PA) System

Notification that sentence has been carried out to Witnesses

Deactivate Public Address (PA) System

Curtain Closes

Official/Media Witnesses Departed Witness Room

Medical Team departs

Body Removal Team

Verify/collect checklist/documentation to include FDLE logs.

Debriefing

CONTINUING LOG

Institution - 1 Blended Unit

1054

from body. Advise to programming

1056

Inmate from prison

1058

Medical advice to arrive and live

1059

Curtain raised

1058

Team Warden - Begin Phase 1

1058

Begins Ends
1033 1044 4 234Begins Ends
1038 1045 4 234

1048 1039 20

1051 1053 12

1053 1053 12

1053 1053 12

1053 1053 12

1053 1053 12

1053 1053 12

1053 1053 12

1053 1053 12

1053 1053 12

1053 1053 12

1053 1053 12

1053 1053 12

Date: 8-22-07 Practice #2

Team Warden

RECEIVED BY

JUN 10 2008

CORC-MG-LE

EXECUTION CHECKLIST**INSTITUTIONAL WARDEN**

EXECUTION PREPARATIONS	DATE	TIME
Receipt of Warrant		
Execution Scheduled For _____		
Copy of Warrant of Execution Provided to:		
<ul style="list-style-type: none"> • Secretary • General Counsel • Team Warden • Inmate _____ 		
Notification of Affected Agencies:		
<ul style="list-style-type: none"> • Florida Department of Law Enforcement • Any affected State Correctional Institutions • Other local affected agencies 		
Insure Chamber is cleaned		
Inmate's Last Meal		
Religious Visit		
Securing Inmate's Clothing		
All items for execution present (linen, cell phone, etc.)		
Media and witness pick-up and transport		
Executioner transport		
POST-EXECUTION PROCEDURES		
Witness removal and transport		
Hearse Attendants for recovery of body		Enter Exit
Obtain Certificate of Death		
<ul style="list-style-type: none"> • From the Physician • Delivery of certification to Hearse Attendants 		
Debriefing		

FOLLOW-UP PROCEDURES	DATE	TIME
Forward the Warrant of Execution and signed statement of the execution to the Secretary of State		
File attested copy of the Warrant of Execution and a signed statement of the execution with Clerk of the Court of _____		
Central Office advised via e-mail of inmate's death by execution		
Procurement and Disbursement of Funds		

INSTITUTIONAL WARDEN _____

DATE _____

EXECUTION CHECKLIST

TEAM WARDEN

EXECUTION PREPARATIONS	DATE	TIME
Receipt of Warrant from Institutional Warden		
Advised of Execution Scheduled For _____ By Institutional Warden		
Selection of Executioners		
<ul style="list-style-type: none"> • Provided Executioners with copy of procedure • Explained to Executioners respective duties/responsibilities • Explained to Executioners training will occur • Designate Executioners as Primary and Secondary 		
Ensure purchase/ maintenance of chemicals by assigned team member		
Approximately one (1) week prior to Execution, Team Warden designates execution team members to:		
<ul style="list-style-type: none"> • Review of Inmate Medical File • Limited Physical Examination • Execution Team Members report findings to Team Warden 		
Review of examination/confer with designated team members, the Team Warden shall conclude the more suitable method of venous access		
Contingency Log:		

TEAM WARDEN _____

DATE _____

[REDACTED]

(1) Medical Issues

Inmate Cardiac arrest – Initiate CPR
Inmate passes out – Smelling salts

Staff Team Member – First responder assessment; Activate 911 (if needed)

Technical Team Member for venous access is unable to complete the intravenous application; the back up Technical Team Member will complete the application.
Technical Team Member for femoral access if unable to complete the application, the back Technical Team member will complete the application.

Inmate is still conscientious after phase one –

Heart monitors/leads (one or both) become inoperative

[REDACTED]

[REDACTED]

(2) Security Team Issues

Inmate refuses to come out of the shower, cell, or refuses to get dressed; a cell extraction team will be activated.

Inmate spews spittle, apply Spit Shield. Self harm or suicidal gestures, Blood borne pathogen kits available.

Inmate compliant when released from holding cell and then becomes combative – Security Team will ensure compliance to the gurney.

Inmate becomes unable to walk, limp or passes out, the Security Team will ensure escort completed to gurney. Notify Technical Team Member for assessment of inmate.

Security Team Member becomes incapacitated, an Escort Team Member will be the back up.

Strap breaks during restraint process, apply Velcro straps.

Handcuffs become inoperable/key breaks off, utilize bolt cutters.

Power goes out – generator activates.

Telephone inoperable, cell phone utilized for back up.

Curtain inoperable, utilize handheld crank.

Gurney inoperable, utilize second gurney.

Locking mechanisms and or keys become inoperable for holding cell, shower cell, sally port gate, have Lock and Key personnel on stand by.

Sally port gate malfunctions, override on gate for manual operation. Another entrance for team available????

Handheld radio units inoperable, utilize headsets.

Microphone inoperable, utilize back up microphone. Amplifier goes out, utilize back up amplifier ?????

Witness Room disruption, security to assist and medical available as needed.

Weather – disposable rain gear for media and witnesses.

Positive Drug Test on any member of the Execution Team – utilize alternates

Conduct refresher training for staff in CPR/First Responder for re-familiarization

Restraint Process Begins

- 3 Straps Applied
- Straps Tucked

Medical Applies Tourniquet

Handcuffs Removed

Hand Straps Applied

Ace Wrap and Tape Applied

1

Shirt Unbuttoned

- Heart Leads Applied
- Medical Checks Equipment

Shirt Buttoned Up

- Leave 2 Buttons Undone

Apply Chest Strap

- Strap Tucked

Medical Checks Heart Leads

- Apply Cross Strap
- Strap Tucked

2

Medical Checks Heart Leads

IV Initiated

- Tourniquet Removed

Medical Will Check 2/3 Times

Sheet Applied

Medical Check Screens

- To Insure Video of Arms/Face

3

Medical Team Departs with Medical Cart

Preparation Team Departs with Equipment Bag and IV Pole

Verify checklist by signature/Verify w/Executioners Room ready to proceed.

Door Secured

Curtain Opened

Communication with Governor's Office

"We are prepared to carry out the sentence of the State of Florida vs. Inmate Mark Dean Schwab if there are no last minute Stays."

4

PA System Activated

Inmate Mark Dean Schwab's Last Statement

Preparation Phase has ended. Execution Phase Begins

PA System Deactivated

Initiate Phases

- Light 1 – System Operational
Begin Phase 1
- Light 2 – Phase 1 Ends – Wait for confirmation from Executioners Room
Check Inmate for Consciousness/Begin Phase 2
- Light 3 – Phase 2 Ends/Begin Phase 3
- Light 4 – Phase 3 Ends

5

Technical Team Member Announces Death/Team Warden Agreement

Notify Governor's Office

- "The sentence of the State of Florida vs. Inmate Mark Dean Schwab has been carried out. Death was pronounced at _____ AM/PM."

Activate PA System

Announce to Witnesses

- "The sentence of the State of Florida vs. Inmate Mark Dean Schwab has been carried out at _____ AM/PM."

6

Curtain Closed

Witnesses Depart

Body Removal Team Enters

Red Bag Removed

- Insure All Items are in the Bag

Verification and Collection of all Checklists

Debriefing

EXECUTION CHECKLIST

INMATE NAME _____ NUMBER _____

DATE: _____

EXECUTION PREPARATION - PRIOR TO RECEIVING INMATE		TIME	RESPONSIBLE TEAM MEMBER	CONTINGENCY LOG:	TIME
All team members present					
Drug test completed					
Arrive on site					
Telephone check					
Cell phone check/Secure Team cell phones in cabinet					
Public Address System check					
Radio check/Radio accountability					
Visual Monitor/Video Equipment Check					
Obtain keys/Key check/Key log					
Equipment bag check					
Suit/Undergarments present					
Shower supplies					
Search shower					
Search holding cell					
Ensure sheets pressed and several back-ups					
Ensure IV Pole is on medical cart					
Checked Phase Light System					
Medical Equipment Check:					
<ul style="list-style-type: none"> • Wireless Telemetry Monitors • UPS for Wireless Telemetry Monitors • Cardiac Monitors • Cardiac Monitor Leads 					
Verify checklist completed at this time:					
Team Warden _____					
EXECUTION PREPARATION PROCESS		TIME	RESPONSIBLE TEAM MEMBERS	CONTINGENCY LOG:	TIME
Receive inmate/Obtain log book					
Complete shower					
Secure in holding cell					
Issue clothing					

DATE: _____

EXECUTION PREPARATION PROCESS(CONTINUED)	TIME	RESPONSIBLE TEAM MEMBERS	CONTINGENCY LOG:	TIME
Explanation to inmate of lethal injection				
Inmate offered injection for anxiety – one (1) hour prior				
Inmate accepted/declined injection for anxiety				
Open phone line with Governor's Office				
Death Chamber Entrance Door Secured				
Read Warrant – Waived reading of the Warrant				
Restraints applied at holding cell				
Escorted to gurney				
Security Team Restraint process begun/completed	Begins	Ends		
Technical Team process begun/completed.				
IV method utilized: Peripheral Femoral	Begins	Ends		
Security Team and Technical Team depart execution chamber				
Official/Media Witnesses Entered and Secured in Witness Room				
Verify checklist completed/Executioners Room ready to proceed:				
Team Warden				
Curtain Opened				
Communication with Governor's Office reference any last stays				
Activate Public Address (PA) System				
Last statement				
Execution Phase Begins				
Deactivate Public Address (PA) System				
Initiate phases				
Physician pronounces death/Team Warden in agreement				
Notification that sentence has been carried out to Governor's Office				
Activate Public Address (PA) System				
Notification that sentence has been carried out to Witnesses				
Deactivate Public Address (PA) System				
Curtain Closes				
Official/Media Witnesses Departed Witness Room				
Medical Team departs				
Body Removal Team	Enters	Exits		
Verify/collect checklists/documentation to include FDLE logs.				
Debriefing				
Team Warden				

EXECUTIONERS ROOM CHECKLIST


INMATE NAME _____ NUMBER _____ DATE _____

PREPARATION CHECKLIST	TIME	Responsible Team Member
2 Team Members along w/FDLE observe preparation of lethal injection chemical mix		
Expiration Date of Chemicals verified		
8 syringes w/18 gauge, 1 inch blunt cannula		
8 syringes labeled to include chemical name		
8 syringes filled with chemical mix: Syringe #1 and #2: Sodium Pentothal Syringe #3: Saline Solution Syringe #4 and #5: Pancuronium Bromide Syringe #6: Saline Solution Syringe #7 and #8: Potassium Chloride		
8 syringes secured in Stand A		
8 syringes w/18 gauge, 1 inch blunt cannula		
8 syringes labeled to include chemical name		
8 syringes filled with chemical mix: Syringe #1 and #2: Sodium Pentothal Syringe #3: Saline Solution Syringe #4 and #5: Pancuronium Bromide Syringe #6: Saline Solution Syringe #7 and #8: Potassium Chloride		
8 syringes secured in Stand B		
Stand A and Stand B transported to Execution Room		
Execution Room secured		
2 Standard IV infusion sets and extension sets that will be clearly marked #1 and #2		

TEAM WARDEN

DATE: _____

EXECUTION PHASE BEGINS		TIME	STM Number
Technical Team confirmed with Executioners that LINE #1 is the PRIMARY LINE			
Phase 1 Begins			
Syringe 1	Sodium Pentothal	Begins	Ends
Syringe 2	Sodium Pentothal	Begins	Ends
Syringe 3	Saline Solution	Begins	Ends
Phase 1 Ends			
Team Warden checks for consciousness			
Inmate medically checked for consciousness			
Phase 2 Begins			
Syringe 4	Pancuronium Bromide	Begins	Ends
Syringe 5	Pancuronium Bromide	Begins	Ends
Syringe 6	Saline Solution	Begins	Ends
Phase 2 Ends			
Phase 3 Begins			
Syringe 7	Potassium Chloride	Begins	Ends
Syringe 8	Potassium Chloride	Begins	Ends
Phase 3 Ends			
Sentence has been carried out			
All materials/chemical mix disposed of according to State and Federal Law			
CONTINGENCY LOG:			
TEAM WARDEN			



Florida Department of Corrections
TRAINING ATTENDANCE REPORT

Course Title Execution by Lethal Injection Procedures

Training Hours 6

Presenter T.H. Carson

Ending Date of Training 5/20/08

This form is used to document training that is approved by Staff Development

	Printed Name	Employee ID #	F.I.O.	Department	Rate	Gender	Department
1	EX2	---	---	---	---	---	---
2	EX1	---	---	---	---	---	---
3							
4							
5							
6							
7							
8							
9							
10							
11							
12							
13							
14							
15							
16							
17							
18							

*Race: 1=White, 2=Black, 3=Hispanic, 4=Asian, 5=American Indian, 8=Other

**Gender: M=Male, F=Female

Supervisor's Signature



Florida Department of Corrections
TRAINING ATTENDANCE REPORT

Course Title Execution by Lethal Injection Procedures

Training Hours 6

Presenter T.H. Cannon

Ending Date of Training 5/20/08

This form is used to document training that is approved by Staff Development

	Printed Name	Employee ID	Title	Education	Race	Gender	DOB
1	MP1						
2	MP2						
3	MP7						
4	MP4						
5	MP5						
6							
7							
8							
9							
10							
11							
12							
13							
14							
15							
16							
17							
18							

*Race: 1=White, 2=Black, 3=Hispanic, 4=Asian, 5=American Indian, 8=Other

**Gender: M=Male, F=Female

Supervisor's Signature

T.H. Cannon



Florida Department of Corrections
TRAINING ATTENDANCE REPORT

Course Title Execution by Lethal Injection Procedures

Training Hours 6

Presenter T.H. Cawston

Ending Date of Training 4/22/08

This form is used to document training that is approved by Staff Development

1	Planned Name	Employee ID	Title	Location	Room	Gender	Open/Office
2	MP 2						
3	MP 2						
4							
5							
6							
7							
8							
9							
10							
11							
12							
13							
14							
15							
16							
17							
18							

*Race: 1=White, 2=Black, 3=Hispanic, 4=Asian, 5=American Indian, 8=Other

**Gender: M=Male, F=Female

Supervisor's Signature



Florida Department of Corrections
TRAINING ATTENDANCE REPORT

Course Title Execution by Lethal Injection Procedures

Training Hours 6

Presenter T.H. Cannon

Ending Date of Training 3/13/08

This form is used to document training that is approved by Staff Development

	Printed Name	Employee ID #	Location	Race	Gender	Department
1	MP 1					
2	MP 2					
3	MP 5					
4	MP 10					
5						
6						
7						
8						
9						
10						
11						
12						
13						
14						
15						
16						
17						
18						

*Race: 1=White, 2=Black, 3=Hispanic, 4=Asian, 5=American Indian, 8=Other

**Gender: M=Male, F=Female

Supervisor's Signature



Florida Department of Corrections
TRAINING ATTENDANCE REPORT

Course Title Execution by Lethal Injection Procedures

Training Hours 8

Presenter T.H. Cannon

Ending Date of Training 2/20/08

This form is used to document training that is approved by Staff Development

	Printed Name	Employee ID #	Unit	Location	Grade	Gender	Department
1	MP 7	---	---	---	---	---	---
2	MP 2	---	---	---	---	---	---
3	MP 1	---	---	---	---	---	---
4	MP 4	---	---	---	---	---	---
5	MP 3	---	---	---	---	---	---
6		---	---	---	---	---	---
7		---	---	---	---	---	---
8		---	---	---	---	---	---
9		---	---	---	---	---	---
10		---	---	---	---	---	---
11		---	---	---	---	---	---
12		---	---	---	---	---	---
13		---	---	---	---	---	---
14		---	---	---	---	---	---
15		---	---	---	---	---	---
16		---	---	---	---	---	---
17		---	---	---	---	---	---
18		---	---	---	---	---	---

*Race: 1=White, 2=Black, 3=Hispanic, 4=Asian, 5=American Indian, 8=Other

**Gender: M=Male, F=Female

Supervisor's Signature



Florida Department of Corrections
TRAINING ATTENDANCE REPORT

Course Title Execution by Lethal Injection Procedures

Training Hours 8

Presenter T.H. Cannon

Ending Date of Training 2/20/08

This form is used to document training that is approved by Staff Development

Printed Name	Employee ID #	Title	Location	Rank	Gender	Dep/Office
1 EXI						
2 EXZ						
3						
4						
5						
6						
7						
8						
9						
10						
11						
12						
13						
14						
15						
16						
17						
18						

*Race: 1=White, 2=Black, 3=Hispanic, 4=Asian, 5=American Indian, 8=Other

**Gender: M=Male, F=Female

Supervisor's Signature



Florida Department of Corrections
TRAINING ATTENDANCE REPORT

Course Title Execution by Lethal Injection Procedures

Training Hours 6

Presenter T.H. Cannon

Ending Date of Training 1/17/08

This form is used to document training that is approved by Staff Development

	Printed Name	Employee ID #	Title	Location	Race	Gender	Dep/Office
1	MR-1						
2	MR-2						
3							
4							
5							
6							
7							
8							
9							
10							
11							
12							
13							
14							
15							
16							
17							
18							

*Race: 1=White, 2=Black, 3=Hispanic, 4=Asian, 5=American Indian, 8=Other

**Gender: M=Male, F=Female

Supervisor's Signature



Florida Department of Corrections
TRAINING ATTENDANCE REPORT

Course Title Execution by Lethal Injection Procedures

Training Hours

8

Presenter T.H. Canale

Ending Date of Training 11/14/02

This form is used to document training that is approved by Staff Development

	Printed Name	Employee ID #	Title	Location	*Race	**Gender	Dept/Office
1	Mr 7						
2	Mr 1						
3							
4							
5							
6							
7							
8							
9							
10							
11							
12							
13							
14							
15							
16							
17							
18							

*Race: 1=White, 2=Black, 3=Hispanic, 4=Asian, 5=American Indian, 8=Other

**Gender: M=Male, F=Female

Supervisor's Signature

[Signature]



Florida Department of Corrections
TRAINING ATTENDANCE REPORT

Course Title Execution by Lethal Injection Procedures

Training Hours 8

Presenter T.H. LAMAR

Ending Date of Training 11/14/02

This form is used to document training that is approved by Staff Development

	Printed Name	Employee ID #	Title	Location	* Race	** Gender	Dept/Office
1	EX2						
2	EX1						
3							
4							
5							
6							
7							
8							
9							
10							
11							
12							
13							
14							
15							
16							
17							
18							

*Race: 1=White, 2=Black, 3=Hispanic, 4=Asian, 5=American Indian, 8=Other

**Gender: M=Male, F=Female

Supervisor's Signature



Florida Department of Corrections
TRAINING ATTENDANCE REPORT

Course Title Execution by Lethal Injection Procedures

Training Hours 8

Presenter T.H. Cannon

Ending Date of Training 11/7/07


This form is used to document training that is approved by Staff Development

	Printed Name	Employee ID #	Title	Location	Race	Gender	Dep't/Office
1	EXX						
2	EXX						
3							
4							
5							
6							
7							
8							
9							
10							
11							
12							
13							
14							
15							
16							
17							
18							

*Race: 1=White, 2=Black, 3=Hispanic, 4=Asian, 5=American Indian, 8=Other

**Gender: M=Male, F=Female

Supervisor's Signature



Florida Department of Corrections
TRAINING ATTENDANCE REPORT

Course Title Execution by Lethal Injection Procedures

Training Hours 8

Presenter T.H. Cannon

Ending Date of Training 8/11/7/02

This form is used to document training that is approved by Staff Development

	Printed Name	Employee ID #	Title	Location	*Race	**Gender	Dept/Office
1	MP1						
2	MP2						
3	FOLLE I						
4	MP3						
5	MP4						
6	MP5						
7							
8							
9							
10							
11							
12							
13							
14							
15							
16							
17							
18							

*Race: 1=White, 2=Black, 3=Hispanic, 4=Asian, 5=American Indian, 8=Other

**Gender: M=Male, F=Female

Supervisor's Signature

[Signature]



Florida Department of Corrections
TRAINING ATTENDANCE REPORT

Course Title Execution by Lethal Injection Procedures

Training Hours 6

Presenter T.H. Chavira

Ending Date of Training 10/24/02

This form is used to document training that is approved by Staff Development

	Printed Name	Employee ID #	Title	Location	*Race	**Gender	Dep/Office
1	MP1						
2	MP2						
3	MP3						
4	MP4						
5	MP5						
6							
7							
8							
9							
10							
11							
12							
13							
14							
15							
16							
17							
18							

*Race: 1=White, 2=Black, 3=Hispanic, 4=Asian, 5=American Indian, 8=Other

**Gender: M=Male, F=Female

Supervisor's Signature



Florida Department of Corrections
TRAINING ATTENDANCE REPORT

Course Title Execution by Lethal Injection Procedures

Training Hours 8

Presenter T.H. CANNON

Ending Date of Training 10/24/07

This form is used to document training that is approved by Staff Development

	Printed Name	Employee ID #	Title	Location	*Race	**Gender	Dept/Office
1	EXZ						
2							
3							
4							
5							
6							
7							
8							
9							
10							
11							
12							
13							
14							
15							
16							
17							
18							

*Race: 1=White, 2=Black, 3=Hispanic, 4=Asian, 5=American Indian, 8=Other

**Gender: M=Male, F=Female

Supervisor's Signature



Florida Department of Corrections
TRAINING ATTENDANCE REPORT

Course Title Execution by Lethal Injection Procedures

Training Hours 0.5

Presenter T.H. Cawthon

Ending Date of Training 10/10/02

This form is used to document training that is approved by Staff Development

	Printed Name	Employee ID #	Title	Location	*Race	*Gender	Dept/Office
1	MP 1						
2	MP 2						
3							
4							
5							
6							
7							
8							
9							
10							
11							
12							
13							
14							
15							
16							
17							
18							

*Race: 1=White, 2=Black, 3=Hispanic, 4=Asian, 5=American Indian, 8=Other

**Gender: M=Male, F=Female

Supervisor's Signature

[Signature]



Florida Department of Corrections
TRAINING ATTENDANCE REPORT

Course Title Execution by Lethal Injection Procedures

Training Hours 7

Presenter JH Cannon

Ending Date of Training 2/24/07

This form is used to document training that is approved by Staff Development

	Printed Name	Employee ID #	Title	Location	Race	**Gender	Dep/Office
1	MP 1						
2	MP 2						
3	FDCS						
4	FDCS						
5							
6							
7							
8							
9							
10							
11							
12							
13							
14							
15							
16							
17							
18							

*Race: 1=White, 2=Black, 3=Hispanic, 4=Asian, 5=American Indian, 8=Other

**Gender: M=Male, F=Female

Supervisor's Signature



Florida Department of Corrections
TRAINING ATTENDANCE REPORT

Course Title Execution by Lethal Injection Procedures

Training Hours 6

Presenter T.H. CANARD

Ending Date of Training 5/22/88


This form is used to document training that is approved by Staff Development

1	Printed Name	Employee ID	Unit	Location	Race	Gender	Supervisor
1	STW 19	—	—	—	—	—	—
2	STW 14	—	—	—	—	—	—
3	STW 14	—	—	—	—	—	—
4	STW 14	—	—	—	—	—	—
5	STW 1	—	—	—	—	—	—
6	STW 1	—	—	—	—	—	—
7	STW 21	—	—	—	—	—	—
8	STW 21	—	—	—	—	—	—
9	STW 8	—	—	—	—	—	—
10	STW 21	—	—	—	—	—	—
11	STW 21	—	—	—	—	—	—
12	—	—	—	—	—	—	—
13	—	—	—	—	—	—	—
14	—	—	—	—	—	—	—
15	—	—	—	—	—	—	—
16	—	—	—	—	—	—	—
17	—	—	—	—	—	—	—
18	—	—	—	—	—	—	—

*Race: 1=White, 2=Black, 3=Hispanic, 4=Asian, 5=American Indian, 8=Other

**Gender: M=Male, F=Female

Supervisor's Signature



Florida Department of Corrections
TRAINING ATTENDANCE REPORT

Course Title Execution by Lethal Injection Procedures

Training Hours 6

Presenter T.H. Carraway

Ending Date of Training 4-23-08

This form is used to document training that is approved by Staff Development

Printed Name	Employee ID	Title	Location	Trainer	Gender	Department
1	STW-14	—	—	—	—	—
2	STW-14	—	—	—	—	—
3	STW-8	—	—	—	—	—
4	STW-21	—	—	—	—	—
5	STW-21	—	—	—	—	—
6	STW-6	—	—	—	—	—
7	STW-6	—	—	—	—	—
8	STW-6	—	—	—	—	—
9	STW-7	—	—	—	—	—
10	STW-14	—	—	—	—	—
11	STW-14	—	—	—	—	—
12	STW-14	—	—	—	—	—
13	—	—	—	—	—	—
14	—	—	—	—	—	—
15	—	—	—	—	—	—
16	—	—	—	—	—	—
17	—	—	—	—	—	—
18	—	—	—	—	—	—

*Race: 1=White, 2=Black, 3=Hispanic, 4=Asian, 5=American Indian, 8=Other

**Gender: M=Male, F=Female

Supervisor's Signature



Florida Department of Corrections
TRAINING ATTENDANCE REPORT

Course Title Execution by Lethal Injection Procedures

Training Hours 6

Presenter T.H. Chavira

Ending Date of Training 3-13-08

This form is used to document training that is approved by Staff Development

	Printed Name	Employee ID #	Title	Location	Race	**Gender	Dept/Office
1	STM 19	—	—	—	—	—	—
2	STM 6	—	—	—	—	—	—
3	STM 21	—	—	—	—	—	—
4	STM 10	—	—	—	—	—	—
5	STM-4	—	—	—	—	—	—
6	STM-20	—	—	—	—	—	—
7	STM-2	—	—	—	—	—	—
8	STM-7	—	—	—	—	—	—
9	STM 14	—	—	—	—	—	—
10	STM 108	—	—	—	—	—	—
11	STM-1	—	—	—	—	—	—
12	STM-3	—	—	—	—	—	—
13							
14							
15							
16							
17							
18							

*Race: 1=White, 2=Black, 3=Hispanic, 4=Asian, 5=American Indian, 8=Other

**Gender: M=Male, F=Female

Supervisor's Signature



Florida Department of Corrections
TRAINING ATTENDANCE REPORT

Course Title Execution by Lethal Injection Procedures

Training Hours 8

Presenter THCANNON

Ending Date of Training 2/20/08

This form is used to document training that is approved by Staff Development

	Printed Name	Employee ID #	Title	Location	*Race	**Gender	Dept/Office
1	STM 21	—	—	—	—	—	—
2	STM 6	—	—	—	—	—	—
3	STM 19	—	—	—	—	—	—
4	STM 7	—	—	—	—	—	—
5	STM 2	—	—	—	—	—	—
6	STM 180	—	—	—	—	—	—
7	STM 08	—	—	—	—	—	—
8	STM 3	—	—	—	—	—	—
9	STM-1	—	—	—	—	—	—
10	STM-16	—	—	—	—	—	—
11	STM-4	—	—	—	—	—	—
12	STM 104	—	—	—	—	—	—
13	STM-3	—	—	—	—	—	—
14	—	—	—	—	—	—	—
15	—	—	—	—	—	—	—
16	—	—	—	—	—	—	—
17	—	—	—	—	—	—	—
18	—	—	—	—	—	—	—

*Race: 1=White, 2=Black, 3=Hispanic, 4=Asian, 5=American Indian, 8=Other

**Gender: M=Male, F=Female

Supervisor's Signature



Florida Department of Corrections
TRAINING ATTENDANCE REPORT

Course Title Execution by Lethal Injection Procedures

Training Hours 6

Presenter TH CANADA

Ending Date of Training 1/17/08

This form is used to document training that is approved by Staff Development

	Printed Name	Employee ID #	Title	Location	Race	**Gender	Dept/Office
1	STM 6	—	—	—	—	—	—
2	STM 1	—	—	—	—	—	—
3	STM 14	—	—	—	—	—	—
4	STM 7	—	—	—	—	—	—
5	STM-3	—	—	—	—	—	—
6	STM-18	—	—	—	—	—	—
7	STM-14	—	—	—	—	—	—
8	STM-21	—	—	—	—	—	—
9	STM-20	—	—	—	—	—	—
10	STM-2	—	—	—	—	—	—
11	STM-19	—	—	—	—	—	—
12	STM-2	—	—	—	—	—	—
13							
14							
15							
16							
17							
18							

*Race: 1=White, 2=Black, 3=Hispanic, 4=Asian, 5=American Indian, 8=Other

**Gender: M=Male, F=Female

Supervisor's Signature



Florida Department of Corrections
TRAINING ATTENDANCE REPORT

Course Title Execution by Lethal Injection Procedures

Training Hours 8

Presenter T.H. Cannon

Ending Date of Training 11/14/02

This form is used to document training that is approved by Staff Development

	Printed Name	Employee ID #	Title	Location	*Race	**Gender	Dept/Office
1	STM 7	—	—	—	—	—	—
2	STM 21	—	—	—	—	—	—
3	STM 6	—	—	—	—	—	—
4	STM 12	—	—	—	—	—	—
5	STM 8	—	—	—	—	—	—
6	STM 1	—	—	—	—	—	—
7	STM 3	—	—	—	—	—	—
8	STM 2	—	—	—	—	—	—
9	STM 16	—	—	—	—	—	—
10	STM 20	—	—	—	—	—	—
11	STM 14	—	—	—	—	—	—
12	STM 4	—	—	—	—	—	—
13							
14							
15							
16							
17							
18							

*Race: 1=White, 2=Black, 3=Hispanic, 4=Asian, 5=American Indian, 8=Other

**Gender: M=Male, F=Female

Supervisor's Signature

[Signature]



Florida Department of Corrections
TRAINING ATTENDANCE REPORT

Course Title Execution by Lethal Injection Procedures

Training Hours 8

Presenter T.H. Cannon

Ending Date of Training 11/7/07


This form is used to document training that is approved by Staff Development

	Printed Name	Employee ID #	Title	Location	Race	Gender	Dept/Office
1	STM-6	—	—	—	—	—	—
2	STM-21	—	—	—	—	—	—
3	STM-14	—	—	—	—	—	—
4	STM-20	—	—	—	—	—	—
5	STM-4	—	—	—	—	—	—
6	STM-8	—	—	—	—	—	—
7	STM-14	—	—	—	—	—	—
8	STM-1	—	—	—	—	—	—
9	STM-7	—	—	—	—	—	—
10	STM-14	—	—	—	—	—	—
11	STM-2	—	—	—	—	—	—
12	STM-3	—	—	—	—	—	—
13		—	—	—	—	—	—
14		—	—	—	—	—	—
15		—	—	—	—	—	—
16		—	—	—	—	—	—
17		—	—	—	—	—	—
18		—	—	—	—	—	—

*Race: 1=White, 2=Black, 3=Hispanic, 4=Asian, 5=American Indian, 8=Other

**Gender: M=Male, F=Female

Supervisor's Signature



Florida Department of Corrections
TRAINING ATTENDANCE REPORT

Course Title Execution by Lethal Injection Procedures

Training Hours 6

Presenter T.H. LANNAN

Ending Date of Training 10/24/02

This form is used to document training that is approved by Staff Development

	Printed Name	Employee ID #	Title	Location	*Race	**Gender	Dept/Office
1	STM 19	—	—	—	—	—	—
2	STM 08	—	—	—	—	—	—
3	STM 1	—	—	—	—	—	—
4	STM 20	—	—	—	—	—	—
5	STM-4	—	—	—	—	—	—
6	STM-3	—	—	—	—	—	—
7	STM-7	—	—	—	—	—	—
8	STM-2	—	—	—	—	—	—
9	STM-21	—	—	—	—	—	—
10	STM-6	—	—	—	—	—	—
11	STM-14	—	—	—	—	—	—
12	STM-3	—	—	—	—	—	—
13	STM-2	—	—	—	—	—	—
14	—	—	—	—	—	—	—
15	—	—	—	—	—	—	—
16	—	—	—	—	—	—	—
17	—	—	—	—	—	—	—
18	—	—	—	—	—	—	—

*Race: 1=White, 2=Black, 3=Hispanic, 4=Asian, 5=American Indian, 8=Other

**Gender: M=Male, F=Female

Supervisor's Signature



Florida Department of Corrections
TRAINING ATTENDANCE REPORT

Course Title Execution by Lethal Injection Procedures

Training Hours 8

Presenter L.H. C. Arredondo

Ending Date of Training 10/10/07

This form is used to document training that is approved by Staff Development

	Printed Name	Employee ID #	Title	Location	*Race	**Gender	IDep't/Office
1	STW 19	—	—	—	—	—	—
2	STW 08	—	—	—	—	—	—
3	STW 01	—	—	—	—	—	—
4	STW 00	—	—	—	—	—	—
5	STW 1	—	—	—	—	—	—
6	STW 14	—	—	—	—	—	—
7	STW 6	—	—	—	—	—	—
8	STW 14	—	—	—	—	—	—
9	STW 2	—	—	—	—	—	—
10	STW 14	—	—	—	—	—	—
11	STW 21	—	—	—	—	—	—
12	STW 3	—	—	—	—	—	—
13							
14							
15							
16							
17							
18							

*Race: 1=White, 2=Black, 3=Hispanic, 4=Asian, 5=American Indian, 8=Other

**Gender: M=Male, F=Female

Supervisor's Signature

[Signature]



Florida Department of Corrections
TRAINING ATTENDANCE REPORT

Course Title Execution by Lethal Injection Procedures

Training Hours 7

Presenter JH Cannon

Ending Date of Training 9.26-07

This form is used to document training that is approved by Staff Development

	Printed Name	Employee ID #	Title	Location	Race	**Gender	Dept/Office
1	STM 19	—	—	—	—	—	—
2	STM 12	—	—	—	—	—	—
3	STM 7	—	—	—	—	—	—
4	STM 1	—	—	—	—	—	—
5	STM 24	—	—	—	—	—	—
6	STM 10	—	—	—	—	—	—
7	STM 3	—	—	—	—	—	—
8	STM 14	—	—	—	—	—	—
9	STM 08	—	—	—	—	—	—
10	STM 08	—	—	—	—	—	—
11	STM 20	—	—	—	—	—	—
12	STM 24	—	—	—	—	—	—
13	—	—	—	—	—	—	—
14	—	—	—	—	—	—	—
15	—	—	—	—	—	—	—
16	—	—	—	—	—	—	—
17	—	—	—	—	—	—	—
18	—	—	—	—	—	—	—

*Race: 1=White, 2=Black, 3=Hispanic, 4=Asian, 5=American Indian, 8=Other

**Gender: M=Male, F=Female

Supervisor's Signature

EXECUTION CHECKLIST

INMATE NAME _____ NUMBER _____

DATE: _____

EXECUTION PREPARATION - PRIOR TO RECEIVING INMATE	TIME	RESPONSIBLE TEAM MEMBER	CONTINGENCY LOG:	TIME
All team members present				
Drug test completed				
Arrive on site				
Telephone check				
Cell phone check/Secure Team cell phones in cabinet				
Public Address System check				
Radio check/Radio accountability				
Visual Monitor/Video Equipment Check				
Obtain keys/key check/key log				
Equipment bag check				
Suit/Undergarments present				
Shower supplies				
Shower shower				
Search holding cell				
Ensure sheets pressed and several back-ups				
Ensure IV Pole is on medical cart				
Checked Phase Light System				
Medical Equipment Check:				
• Wireless Telemetry Monitors				
• UPS for Wireless Telemetry Monitors				
• Cardiac Monitors				
• Cardiac Monitor Leads				
Verify checklist completed at this time:				
Team Warden _____				
EXECUTION PREPARATION PROCESS	TIME	RESPONSIBLE TEAM MEMBERS	CONTINGENCY LOG:	TIME
Receive Inmate/Obtain log book				
Complete shower				
Secure in holding cell				
Issue clothing				

DATE: 5-20-08 Practice #1

EXECUTION PREPARATION PROCESS(CONTINUED)	TIME	RESPONSIBLE TEAM MEMBERS	CONTINGENCY LOG:	TIME
Explanation to inmate of lethal injection				
Inmate offered injection for anxiety - one (1) hour prior				
Inmate accepted/declined injection for anxiety				
Open phone line with Governor's Office	1053	19		
Death Chamber Entrance Door Secured	1052	6		
Read Warrant - Waived reading of the Warrant	1053	12		
Restraints applied at holding cell	1055	6		
Escorted to gurney	1056	6 2 21 4		
Security Team Restraint process begun/completed	Begins 1056 Ends 1106	6 2 21 4		
Technical Team process begun/completed. IV method utilized: Peripheral Femoral	Begins 1054 Ends 1105	40 1 + 40 2		
Security Team and Technical Team depart execution chamber	1112	21 4 2 40 1 2		
Official/Media Witnesses Entered and Secured in Witness Room	1103	20		
Verify checklist completed/Executioners Room ready to proceed:				
Team Warden <i>[Signature]</i>	1115 <i>[Signature]</i>	6 12		
Curtain Opened	1115	6 12		
Communication with Governor's Office reference any last stays	1117	12		
Activate Public Address (PA) System	1118	6 12		
Last statement	1118	12		
Execution Phase Begins	1118	12		
Deactivate Public Address (PA) System	1118	6 12		
Initiate phases	1118	12		
Physician pronounces death/Team Warden in agreement	1126	12		
Notification that sentence has been carried out to Governor's Office	1126	12		
Activate Public Address (PA) System	1126	6 12		
Notification that sentence has been carried out to Witnesses	1126	6 12		
Deactivate Public Address (PA) System	1126	6 12		
Curtain Closes	1127	20		
Official/Media Witnesses Departed Witness Room	1127			
Medical Team departs				
Body Removal Team	Enters 1127 Exits	12		
Verify/collect checklist/documentation to include FDLE logs.				
Debriefing				
Team Warden <i>[Signature]</i>				11:25 AM

EXECUTION CHECKLIST

INMATE NAME _____ NUMBER _____

DATE: 5-24-88
Practic # 8

EXECUTION PREPARATION - PRIOR TO RECEIVING INMATE		TIME	RESPONSIBLE TEAM MEMBER	CONTINGENCY LOG:	TIME
All team members present		8:00 AM	12	STN 3 Not available	
Drug test completed					
Arrive on site		8:00 AM 8:30 AM	411		
Telephone check		8:38	19		
Cell phone check/Secure Team cell phones in cabinet		8:35	44		
Public Address System check		8:44	20		
Radio check/Radio accountability		8:40	211		
Visual Monitor/Video Equipment Check		8:40	14		
Obtain keys/Key check/Key log		8:35	8		
Equipment bag check		8:40	4		
Suit/Undergarments present					
Shower supplies					
Search shower		8:41	8		
Search holding cell		8:42	8		
Ensure sheets pressed and several back-ups		8:40	4		
Ensure IV Pole is on medical cart		8:45	10		
Checked Phase Light System		8:43	STN 14		
Medical Equipment Check:		9:00	1P 1,2		
• Wireless Telemetry Monitors		8:45	1P 1,2		
• UPS for Wireless Telemetry Monitors		9:00	1P 1,2		
• Cardiac Monitors		9:00	1P 1,2		
• Cardiac Monitor Leads					
Verify checklist completed at this time:					
Team Warden <u>1/2</u>					
EXECUTION PREPARATION PROCESS		TIME	RESPONSIBLE TEAM MEMBERS	CONTINGENCY LOG:	TIME
Receive Inmate/Obtain log book					
Complete shower					
Secure in holding cell					
Issue clothing					

DATE: 5-20-08

Practical 4A - Just a strap down

EXECUTION PREPARATION PROCESS(CONTINUED)	TIME	RESPONSIBLE TEAM MEMBERS	CONTINGENCY LOG:	TIME
Explanation to inmate of lethal injection				
Inmate offered injection for anxiety - one (1) hour prior				
Inmate accepted/declined injection for anxiety				
Open phone line with Governor's Office	9:07	4		
Death Chamber Entrance Door Secured	9:07	12		
Read Warrant - Waived reading of the Warrant	9:07	4		
Restraints applied at holding cell	9:08	4		
Escorted to gurney	9:08	4		
Security Team Restraint process begun/completed	9:12	4		
Technical Team process begun/completed.	9:12	4		
IV method utilized: Peripheral Femoral	9:12	4		
Security Team and Technical Team depart execution chamber				
Official/Media Witnesses Entered and Secured in Witness Room				
Verify checklist completed/executioners Room ready to proceed:				
Team Warden				
Curtain Opened				
Communication with Governor's Office reference any last stays				
Activate Public Address (PA) System				
Last statement				
Execution Phase Begins				
Deactivate Public Address (PA) System				
Initiate phases				
Physician pronounces death/Team Warden in agreement				
Notification that sentence has been carried out to Governor's Office				
Activate Public Address (PA) System				
Notification that sentence has been carried out to Witnesses				
Deactivate Public Address (PA) System				
Curtain Closes				
Official/Media Witnesses Departed Witness Room				
Medical Team departs				
Body Removal Team				
Verify/collect checklists/documentation to include FDLE logs.				
Debriefing				
Team Warden				

EXECUTIONERS ROOM CHECKLIST

INMATE NAME _____ NUMBER _____

DATE 5/20/08

PREPARATION CHECKLIST

	TIME	Responsible Team Member
2 Team Members along w/FDLE observe preparation of lethal injection chemical mix		
Expiration Date of Chemicals verified	9:15/8 AM	STW 14
8 syringes w/18 gauge, 1 inch blunt cannula	9:14/AM	14
8 syringes labeled to include chemical name	9:10/AM	14
8 syringes filled with chemical mix: Syringe #1 and #2: Sodium Pentothal Syringe #3: Saline Solution Syringe #4 and #5: Pancuronium Bromide Syringe #6: Saline Solution Syringe #7 and #8: Potassium Chloride	9:47/AM	14
8 syringes secured in Stand A	9:47/AM	14
8 syringes w/18 gauge, 1 inch blunt cannula		
8 syringes labeled to include chemical name		
8 syringes filled with chemical mix: Syringe #1 and #2: Sodium Pentothal Syringe #3: Saline Solution Syringe #4 and #5: Pancuronium Bromide Syringe #6: Saline Solution Syringe #7 and #8: Potassium Chloride		
8 syringes secured in Stand B		
Stand A and Stand B transported to Execution Room		
Execution Room secured		
2 Standard IV infusion sets and extension sets that will be clearly marked #1 and #2		

TEAM WARDEN

[Signature]

DATE: 5/20/08 1

EXECUTION PHASE BEGINS		TIME	STM Number
Technical Team confirmed with Executioners that LINE #1 is the PRIMARY LINE		11:16/AM	14
Phase 1 Begins		Begins	Ends
Syringe 1	Sodium Pentothal	11:18/h	11:19/a
		Begins	Ends
Syringe 2	Sodium Pentothal	11:19/a	11:20/h
		Begins	Ends
Syringe 3	Saline Solution	11:20/AM	11:21PM
		Begins	Ends
Phase 1 Ends		11:21/a	
Team Warden checks for consciousness		11:21/a	
Inmate medically checked for consciousness		11:21/a	
Phase 2 Begins		11:21/a	
Syringe 4	Pancuronium Bromide	Begins	Ends
		11:21/h	11:21/h
		Begins	Ends
Syringe 5	Pancuronium Bromide	11:21/h	11:23/h
		Begins	Ends
Syringe 6	Saline Solution	11:23/h	11:23/h
		Begins	Ends
Phase 2 Ends		11:23/a	
Phase 3 Begins		11:24/a	
Syringe 7	Potassium Chloride	Begins	Ends
		11:24/h	11:24/AM
		Begins	Ends
Syringe 8	Potassium Chloride	11:24/h	11:25
		Begins	Ends
Phase 3 Ends			
Sentence has been carried out		11:26/AM	14
All materials/chemical mix disposed of according to State and Federal Law		14	14
CONTINGENCY LOG:			
TEAM WARDEN		11:28 AM	

EXECUTION CHECKLIST

INMATE NAME _____ NUMBER _____ DATE: _____

EXECUTION PREPARATION - PRIOR TO RECEIVING INMATE		TIME	RESPONSIBLE TEAM MEMBER	CONTINGENCY LOG:	TIME
All team members present					
Drug test completed					
Arrive on site					
Telephone check					
Cell phone check/Secure Team cell phones in cabinet					
Public Address System check					
Radio check/Radio accountability					
Visual Monitor/Video Equipment Check					
Obtain keys/Key check/Key log					
Equipment bag check					
Suit/Undergarments present					
Shower supplies					
Search shower					
Search holding cell					
Ensure sheets pressed and several back-ups					
Ensure IV Pole is on medical cart					
Checked Phase Light System					
Medical Equipment Check:					
<ul style="list-style-type: none"> • Wireless Telemetry Monitors • UPS for Wireless Telemetry Monitors • Cardiac Monitors • Cardiac Monitor Leads 					
Verify checklist completed at this time:					
Team Warden _____					
EXECUTION PREPARATION PROCESS		TIME	RESPONSIBLE TEAM MEMBERS	CONTINGENCY LOG:	TIME
Receive Inmate/Obtain log book					
Complete shower					
Secure in holding cell					
Issue clothing					

DATE: 5-20-08

Practice

EXECUTION PREPARATION PROCESS(CONTINUED)	TIME	RESPONSIBLE TEAM MEMBERS	CONTINGENCY LOG:	TIME
Explanation to inmate of lethal injection				
Inmate offered injection for anxiety - one (1) hour prior				
Inmate accepted/declined injection for anxiety				
Open phone line with Governor's Office	1140	19		
Death Chamber Entrance Door Secured	1135	6		
Read Warrant - Waived reading of the Warrant	1141	12		
Restraints applied at holding cell	1141	6		
Escorted to gurney	1141	6 2 4 2 1		
Security Team Restraint process begun/completed	Begins 1141 Ends 1155	6 2 4 2 1		
Technical Team process begun/completed.	Begins 1145 Ends 1154	4 1 2 2 1		
IV method utilized: Peripheral Femoral	1156	4 1 2 2 1		
Security Team and Technical Team depart execution chamber	1151	20		
Official/Media Witnesses Entered and Secured in Witness Room				
Verify checklist completed/Executives Room ready to proceed:				
Team Warden	1158 4/1			
Curtain Opened	1159 4/1	12 6		
Communication with Governor's Office reference any last stays	1155	12 6		
Activate Public Address (PA) System	1159	12 6		
Last statement	1200	12		
Execution Phase Begins	1200	12 6		
Deactivate Public Address (PA) System	1200	12		
Initiate phases	1200	12		
Physician pronounces death/Team Warden in agreement	1207	12		
Notification that sentence has been carried out to Governor's Office	1207	12		
Activate Public Address (PA) System	1207	12 6		
Notification that sentence has been carried out to Witnesses	1207	12 6		
Deactivate Public Address (PA) System	1207	12 6		
Curtain Closes	1208	20		
Official/Media Witnesses Departed Witness Room				
Medical Team departs				
Body Removal Team	Enters 1208 Exits	12		
Verify/collect checklists/documentation to include FDLE logs.				
Debriefing				
Team Warden				12:12 PM

Securing of FDLE on this practice

Flat Line

EXECUTIONERS ROOM CHECKLIST

INMATE NAME _____

NUMBER _____

DATE _____

PREPARATION CHECKLIST

	TIME	Responsible Team Member
2 Team Members along w/FDLE observe preparation of lethal injection chemical mix		
Expiration Date of Chemicals verified		
8 syringes w/18 gauge, 1 inch blunt cannula		
8 syringes labeled to include chemical name		
8 syringes filled with chemical mix: Syringe #1 and #2: Sodium Pentothal Syringe #3: Saline Solution Syringe #4 and #5: Pancuronium Bromide Syringe #6: Saline Solution Syringe #7 and #8: Potassium Chloride		
8 syringes secured in Stand A		
8 syringes w/18 gauge, 1 inch blunt cannula		
8 syringes labeled to include chemical name		
8 syringes filled with chemical mix: Syringe #1 and #2: Sodium Pentothal Syringe #3: Saline Solution Syringe #4 and #5: Pancuronium Bromide Syringe #6: Saline Solution Syringe #7 and #8: Potassium Chloride		
8 syringes secured in Stand B		
Stand A and Stand B transported to Execution Room		
Execution Room secured		
2 Standard IV infusion sets and extension sets that will be clearly marked #1 and #2		

TEAM WARDEN _____

DATE: 5/20/08 2

EXECUTION PHASE BEGINS		TIME	STM Number
Technical Team confirmed with Executioners that LINE #1 is the PRIMARY LINE		11:59/4/02	14
Phase 1 Begins			
Syringe 1	Sodium Pentothal	Begins Ends 12:00/12:01/0	14
Syringe 2	Sodium Pentothal	Begins Ends 12:04/12:05/0	14
Syringe 3	Saline Solution	Begins Ends 12:09/12:10/0	14
Phase 1 Ends		12:02/0	14
Team Warden checks for consciousness		12:03/0	14
Inmate medically checked for consciousness		12:04/0	14
Phase 2 Begins		12:03/0	14
Syringe 4	Pancuronium Bromide	Begins Ends 12:05/12:06/0	14
Syringe 5	Pancuronium Bromide	Begins Ends 12:03/12:04/0	14
Syringe 6	Saline Solution	Begins Ends 12:04/12:04/0	14
Phase 2 Ends		12:04/0	14
Phase 3 Begins		12:05/0	14
Syringe 7	Potassium Chloride	Begins Ends 12:05/12:05/0	14
Syringe 8	Potassium Chloride	Begins Ends 12:06/12:06/0	14
Phase 3 Ends		12:14/0	14
Sentence has been carried out		12:28/0	14
All materials/chemical mix disposed of according to State and Federal Law		12:00 chemicals used	
CONTINGENCY LOG:			
TEAM WARDEN		12:12/0	

EXECUTION CHECKLIST

INMATE NAME _____ NUMBER _____

DATE: _____

EXECUTION PREPARATION - PRIOR TO RECEIVING INMATE	TIME	RESPONSIBLE TEAM MEMBER	CONTINGENCY LOG:	TIME
All team members present				
Drug test completed				
Arrive on site				
Telephone check				
Cell phone check/Secure Team cell phones in cabinet				
Public Address System check				
Radio check/Radio accountability				
Visual Monitor/Video Equipment Check				
Obtain keys/key check/key log				
Equipment bag check				
Suit/Undergarments present				
Shower supplies				
Search holding cell				
Ensure sheets pressed and several back-ups				
Ensure IV Pole is on medical cart				
Checked Phase Light System				
Medical Equipment Check:				
• Wireless Telemetry Monitors				
• UPS for Wireless Telemetry Monitors				
• Cardiac Monitors				
• Cardiac Monitor Leads				
Verify checklist completed at this time: Team Warden _____				
EXECUTION - PREPARATION PROCESS	TIME	RESPONSIBLE TEAM MEMBERS	CONTINGENCY LOG:	TIME
Receive Inmate/Obtain log book				
Complete shower				
Secure in holding cell				
Issue clothing				

DATE: 5-20-08

Parole 3

EXECUTION PREPARATION PROCESS(CONTINUED)	TIME	RESPONSIBLE TEAM MEMBERS	CONTINGENCY LOG:	TIME
Explanation to inmate of lethal injection			Isolated first -	1256
Inmate offered injection for anxiety - one (1) hour prior			Execution phase - temporarily stop	1257
Inmate accepted/declined injection for anxiety			Curtain closed	1257
Open phone line with Governor's Office	1234	19	Isolated from subject chamber	1257
Death Chamber Entrance Door Secured	1235	6	Isolated from all ports -	1258
Read Warrant - Waived reading of the Warrant	1240	12	Isolated from all ports -	1259
Restraints applied at holding cell	1240	6	Isolated from all ports -	1259
Escorted to guinea	1240	6 2 4 21	Curtain opened	1259
Security Team Restraint process begun/completed	Begins	Ends	Isolated from all ports -	1259
Technical Team process begun/completed.	1241	1250	Isolated from all ports -	1259
IV method utilized: Peripheral Femoral	Begins	Ends	Isolated from all ports -	1259
Security Team and Technical Team depart execution chamber	1244	1250	Isolated from all ports -	1259
Official/Media Witnesses Entered and Secured in Witness Room	1252	24 24 40 27	Isolated from all ports -	1259
Verify checklist completed/Executioners Room ready to proceed:	1250	20	Isolated from all ports -	1259
Team Warden	1253 PM		Isolated from all ports -	1259
Curtain Opened	1254	6 12	Isolated from all ports -	1259
Communication with Governor's Office reference any last stays	1254	6 12	Isolated from all ports -	1259
Activate Public Address (PA) System	1254	6 12	Isolated from all ports -	1259
Last statement	1255	12	Isolated from all ports -	1259
Execution Phase Begins	1255	12	Isolated from all ports -	1259
Deactivate Public Address (PA) System	1255	6 12	Isolated from all ports -	1259
Initiate phases	1255	12	Isolated from all ports -	1259
Physician pronounces death/Team Warden in agreement	1300	12	Isolated from all ports -	1259
Notification that sentence has been carried out to Governor's Office	1300	12	Isolated from all ports -	1259
Activate Public Address (PA) System	1301	6 12	Isolated from all ports -	1259
Notification that sentence has been carried out to Witnesses	1301	12	Isolated from all ports -	1259
Deactivate Public Address (PA) System	1301	6 12	Isolated from all ports -	1259
Curtain Closes	1301	6 12	Isolated from all ports -	1259
Official/Media Witnesses Departed Witness Room	1302	20	Isolated from all ports -	1259
Medical Team departs			Isolated from all ports -	1259
Body Removal Team	Enters	Exits	Isolated from all ports -	1259
Verify/collect checklists/documentation to include FDLE logs.	1302	12	Isolated from all ports -	1259
Debriefing			Isolated from all ports -	1259

Team Warden	1:07 PM
-------------	---------

EXECUTIONERS ROOM CHECKLIST

INMATE NAME _____ NUMBER _____

DATE _____

PREPARATION CHECKLIST

PREPARATION CHECKLIST	TIME	Responsible Team Member
2 Team Members along w/F/DLE observe preparation of lethal injection chemical mix		
Expiration Date of Chemicals verified		
8 syringes w/18 gauge, 1 inch blunt cannula		
8 syringes labeled to include chemical name		
8 syringes filled with chemical mix: Syringe #1 and #2: Sodium Pentothal Syringe #3: Saline Solution Syringe #4 and #5: Pancuronium Bromide Syringe #6: Saline Solution Syringe #7 and #8: Potassium Chloride		
8 syringes secured in Stand A		
8 syringes w/18 gauge, 1 inch blunt cannula		
8 syringes labeled to include chemical name		
8 syringes filled with chemical mix: Syringe #1 and #2: Sodium Pentothal Syringe #3: Saline Solution Syringe #4 and #5: Pancuronium Bromide Syringe #6: Saline Solution Syringe #7 and #8: Potassium Chloride		
8 syringes secured in Stand B		
Stand A and Stand B transported to Execution Room		
Execution Room secured		
2 Standard IV infusion sets and extension sets that will be clearly marked #1 and #2		

TEAM WARDEN _____

DATE: 5/22/09 (3)

EXECUTION PHASE BEGINS		TIME	STM Number
Technical Team confirmed with Executioners that LINE #1 is the PRIMARY LINE		14:53/17A	14
Phase 1 Begins			
Syringe 1	Sodium Pentothal	Begins 14:54/18:53/P Ends	14
Syringe 2	Sodium Pentothal	Begins 14:54/P Ends	14
Syringe 3	Saline Solution	Begins 14:54/P Ends	
Phase 1 Ends			
Team Warden checks for consciousness			
Inmate medically checked for consciousness			
Phase 2 Begins			
Syringe 4	Pancuronium Bromide	Begins Ends	
Syringe 5	Pancuronium Bromide	Begins Ends	
Syringe 6	Saline Solution	Begins Ends	
Phase 2 Ends			
Phase 3 Begins			
Syringe 7	Potassium Chloride	Begins Ends	
Syringe 8	Potassium Chloride	Begins Ends	
Phase 3 Ends			
Sentence has been carried out			
All materials/chemical mix disposed of according to State and Federal Law			
CONTINGENCY LOG:			
Blocked line on syringe (3) medical prohibited		14:50/P	14
medical recommended line (3) became the primary		14:50/P	
TEAM WARDEN <u>1-1</u>			

LETHAL INJECTION LOG

PRACTICE
5/20/08

CHEMICAL ROOM

OBS/TIME	EVENT	COMMENTS / ISSUES
1100	Arrived Florida State Prison (Time)	
Y/N -	Chemical mix initiated / completed	
Y/N - 1240	Explanation to inmate of lethal injection	
Y/N -	Sedative offered to inmate - accepted / refused	
Y/N -	Communication link established with EOG	
Y/N -	Inmate advised of warrant by Warden	
Y/N - 1240	Inmate moved to Death Chamber	
Y/N - 1241	Restraint process initiated	STRAPS
1243	HANDS	
Y/N - 1244	Restraint process completed	
1245	MONITORS - CAPTURE	1247 IV PR-20
Y/N -	IV established L & R arm	1247 (L) / 1249 (R) OK
1251	SHEET / FINAL CK	OK
1253	CK LIST OK	1254 CURTAIN UP
Y/N - 1254	Warden check with OEG for last minute stays	
Y/N -	Warden announced sentence to Inmate	
Y/N - 1255	Inmate final statement / <u>refused</u>	
	OK	
Y/N - 1255	Warden authorized execution Phase One initiated	
	SYG 1-OK SYG 2 - BLK 1256 - CURTAIN DOWN	1257 CK R. ARM. LINE 2
Y/N - 1300	Execution Phase One complete	
Y/N - 1300	Medical check for unconsciousness	
Y/N -	Execution Phase Two initiated	
Y/N -	Execution Phase Three initiated	
Y/N - 1300	Check for cardiac activity by medical personnel	
Y/N - 1301	Death pronounced and announced by Warden	
Y/N -	EOG notified of time of death	
Y/N -	Debriefing conducted by Warden	
	Observations completed (Time)	
Y / N	COMMENTS PAGE ATTACHED	

This image shows a single sheet of white paper with horizontal ruling lines. The lines are evenly spaced and run across the width of the page. There is no text or other markings on the paper.

LETHAL INJECTION LOG

05/20/08
FSP Practice
"Blocked Line"

OBS/TIME	EVENT	COMMENTS / ISSUES
1100	Arrived Florida State Prison (Time)	
200 YIN 1200	Chemical mix initiated / completed	
1240 YIN 1215	Explanation to inmate of lethal injection	
1200 YIN 1220	Sedative offered to inmate - accepted / <u>refused</u>	
YIN 1200	Communication link established with EOG	
YIN -	Inmate advised of warrant by Warden	
YIN 1240	Inmate moved to Death Chamber <i>1 NO Problems</i>	
YIN 1241	Restraint process initiated	
1243	" " <i>Continued</i>	
YIN 1244	Restraint process completed	
1245	<i>Bio-Sensors PLACED ON INMATE 1245 Comm CAPTURE X3</i>	
YIN 1250	IV established L & R arm <i>1247 IV INSTALL IN PROGRESS</i>	
1251	<i>SHEET PLACED ON INMATE 1249 IV INSTALL IN PROGRESS</i>	
YIN 1254	Warden check with OEG for last minute stays	
YIN -	Warden announced sentence to Inmate	
YIN 1255	Inmate final statement / <u>refused</u>	
YIN 1255	Warden authorized execution Phase One initiated	
1258	<i>PHASE I TEMPORARILY SUSPENDED "Blocked Line"</i>	
1258	<i>LINE 2 AUTHORIZED - PHASE I REINITIATED [1259]</i>	
YIN 1300	Execution Phase One complete	
YIN -	Medical check for unconsciousness <i>FLAT LINE 1300</i>	
YIN -	Execution Phase Two initiated	
YIN -	Execution Phase Three initiated	
YIN 1300	Check for cardiac activity by medical personnel	
YIN 1300	Death pronounced and announced by Warden	
YIN 1300	EOG notified of time of death	
YIN -	Debriefing conducted by Warden	
YIN	Observations completed (Time)	
YIN	COMMENTS PAGE ATTACHED	

COMMENTS

A blocked line developed during Phase I

Line I checked, Line II authorized

Phase I reinitiated

1300 IN MATE FLAT LINED - CONFIRMED -

DEATH PRONOUNCED @ 1300 hrs

EOG positive.

EXECUTION CHECKLIST

DATE: 4-23-08

Practical #1

EXECUTION PREPARATION - PRIOR TO RECEIVING INMATE	TIME	RESPONSIBLE TEAM MEMBER	CONTINGENCY LOG:	TIME
All team members present	8:00	ALL		
Drug test completed	8:19	ALL		
Arrive on site	8:30	ALL		
Telephone check	8:40	STN 19		
Cell phone check/Secure Team cell phones in cabinet	8:55	ALL		
Public Address System check	8:55	20		
Radio check/Radio accountability	8:31	16, 21, 12, 14, 15, 120		
Visual Monitor/Video Equipment Check	8:34	STN 14		
Obtain keys/key check/key log	8:35	STN 21		
Equipment bag check	8:37	STN 4		
Suit/Undergarments present	8:44			
Shower supplies	8:37	STN 21		
Search shower	8:38	STN 21		
Search holding cell	8:35	STN 21		
Ensure sheets pressed and several back-ups	8:39	STN 4		
Ensure IV Pole is on medical cart	8:40	STN 16		
Checked Phase Light System	8:37	STN 14		
Medical Equipment Check:	8:54	MP 1 + 2		
• Wireless Telemetry Monitors	8:54	MP 1 + 2		
• UPS for Wireless Telemetry Monitors	8:54	MP 1 + 2		
• Cardiac Monitors	8:54	MP 1 + 2		
• Cardiac Monitor Leads	8:54	MP 1 + 2		
Verify checklist completed at this time: Team Warden <u>Paul</u>				
EXECUTION PREPARATION PROCESS	TIME	RESPONSIBLE TEAM MEMBERS	CONTINGENCY LOG:	TIME
Receive inmate/Obtain log book				
Complete shower				
Secure in holding cell	9:00	STN 5TH 21		
Issue clothing				

DATE: 4-23-28

Project #1

EXECUTION PREPARATION PROCESS(CONTINUED)		TIME	RESPONSIBLE TEAM MEMBERS	CONTINGENCY LOG:	TIME
Explanation to inmate of lethal injection					
Inmate offered injection for anxiety - one (1) hour prior					
Inmate accepted/declined injection for anxiety					
Open phone line with Governor's Office		9:01	19		
Death Chamber Entrance Door Secured		9:01	6		
Read Warrant - Waived reading of the Warrant		9:02	12		
Restraints applied at holding cell		9:02	6		
Escorted to gurney		9:02	2346		
Security Team Restraint process begun/completed		Begins 9:02 Ends 9:14	2346		
Technical Team process begun/completed.		Begins 9:04 Ends 9:14	MP1 + MP2		
IV method utilized: (Peripheral) Femoral		9:11	2346 MP1 + MP2		
Security Team and Technical Team depart execution chamber					
Official/Media Witnesses Entered and Secured in Witness Room					
Verify checklist completed/Executioners Room ready to proceed:					
Team Warden <i>John</i>					
Curtain Opened		9:18	12 6		
Communication with Governor's Office reference any last stays		9:18	12 6		
Activate Public Address (PA) System		9:18	12 6		
Last statement		9:18	12		
Execution Phase Begins		9:19	12		
Deactivate Public Address (PA) System		9:19	12 6		
Initiate phases		9:19	12		
Physician pronounces death/Team Warden in agreement		9:27	12		
Notification that sentence has been carried out to Governor's Office		9:27	12		
Activate Public Address (PA) System		9:27	12 6		
Notification that sentence has been carried out to Witnesses		9:27	12		
Deactivate Public Address (PA) System		9:27	12 6		
Curtain Closes		9:27	12 6		
Official/Media Witnesses Departed Witness Room		9:28	20		
Medical Team departs					
Body Removal Team		Enters 9:29	Exits 12		
Verify/collect checklist/documentation to include FDLE logs.					
Debriefing					

Team Warden <i>John</i>	
-------------------------	--

EXECUTIONERS ROOM CHECKLIST

DATE 4-23-08
Practical 41

PREPARATION CHECKLIST	TIME	Responsible Team Member
2 Team Members along w/F/DLE observe preparation of lethal injection chemical mix		
Expiration Date of Chemicals verified		
8 syringes w/18 gauge, 1 inch blunt cannula		
8 syringes labeled to include chemical name		
8 syringes filled with chemical mix: Syringe #1 and #2: Sodium Pentothal Syringe #3: Saline Solution Syringe #4 and #5: Pancuronium Bromide Syringe #6: Saline Solution Syringe #7 and #8: Potassium Chloride		
8 syringes secured in Stand A		
8 syringes w/18 gauge, 1 inch blunt cannula		
8 syringes labeled to include chemical name		
8 syringes filled with chemical mix: Syringe #1 and #2: Sodium Pentothal Syringe #3: Saline Solution Syringe #4 and #5: Pancuronium Bromide Syringe #6: Saline Solution Syringe #7 and #8: Potassium Chloride		
8 syringes secured in Stand B		
Stand A and Stand B transported to Execution Room		
Execution Room secured		
2 Standard IV infusion sets and extension sets that will be clearly marked #1 and #2		

TEAM WARDEN

DATE: 4/23/18 Practice 1

EXECUTION PHASE BEGINS		TIME	STM Number
Technical Team confirmed with Executioners that LINE #1 is the PRIMARY LINE		9:16/AM	STM 14
Phase 1 Begins			
Syringe 1	Sodium Pentothal	Begins 9:19/AM Ends 9:20/AM	STM 14
Syringe 2	Sodium Pentothal	Begins 9:20/AM Ends 9:21/AM	STM 14
Syringe 3	Saline Solution	Begins 9:21/AM Ends 9:22/AM	STM 14
Phase 1 Ends		9:22/AM	
Team Warden checks for consciousness		9:22/AM	STM 14
Inmate medically checked for consciousness		9:22/AM	
Phase 2 Begins			
Syringe 4	Pancuronium Bromide	Begins 9:22/AM Ends 9:23/AM	STM 14
Syringe 5	Pancuronium Bromide	Begins 9:23/AM Ends 9:24/AM	STM 14
Syringe 6	Saline Solution	Begins 9:24/AM Ends 9:25/AM	STM 14
Phase 2 Ends		9:25	STM 14
Phase 3 Begins		9:25/AM	STM 14
Syringe 7	Potassium Chloride	Begins 9:27/AM Ends 9:28/AM	STM 14
Syringe 8	Potassium Chloride	Begins 9:28/AM Ends 9:29/AM	STM 14
Phase 3 Ends		9:29/AM	STM 14
Sentence has been carried out		9:27/AM	
All materials/chemical mix disposed of according to State and Federal Law		none used	
CONTINGENCY LOG:			
TEAM WARDEN			

EXECUTION CHECKLIST

DATE: 4-23-08 Practice 2

EXECUTION PREPARATION - PRIOR TO RECEIVING INMATE	TIME	RESPONSIBLE TEAM MEMBER	CONTINGENCY LOG:	TIME
All team members present				
Drug test completed				
Arrive on site				
Telephone check				
Cell phone check/Secure Team cell phones in cabinet				
Public Address System check				
Radio check/Radio accountability				
Visual Monitor/Video Equipment Check				
Obtain keys/Key check/Key log				
Equipment bag check				
Suit/Undergarments present				
Shower supplies				
Search holding cell				
Ensure sheets pressed and several back-ups				
Ensure IV Pole is on medical cart				
Checked Phase Light System				
Medical Equipment Check:				
• Wireless Telemetry Monitors				
• UPS for Wireless Telemetry Monitors				
• Cardiac Monitors				
• Cardiac Monitor Leads				
Verify checklist completed at this time:				
Team Warden				
EXECUTION PREPARATION PROCESS	TIME	RESPONSIBLE TEAM MEMBERS	CONTINGENCY LOG:	TIME
Receive Inmate/Obtain log book				
Complete shower				
Secure in holding cell				
Issue clothing				

DATE: 4-23-08

Practice #2

EXECUTION PREPARATION PROCESS(CONTINUED)		TIME	RESPONSIBLE TEAM MEMBERS	CONTINGENCY LOG:	TIME
Explanation to inmate of lethal injection					
Inmate offered injection for anxiety - one (1) hour prior					
Inmate accepted/declined injection for anxiety					
Open phone line with Governor's Office	1135		19		
Death Chamber Entrance Door Secured	1135		6		
Read Warrant - Waived reading of the Warrant	1136		12		
Restraints applied at holding cell	1137		2346		
Escorted to gurney	1137		2346		
Security Team Restraint process begun/completed	Begins 1137 Ends 1150		2346		
Technical Team process begun/completed.	Begins 1141 Ends 1149		M014 M02		
IV method utilized: Peripheral Femoral			234 M014L		
Security Team and Technical Team depart execution chamber	1152		20		
Official/Media Witnesses Entered and Secured in Witness Room	1141				
Verify checklist completed/Executioners Room ready to proceed:					
Team Warden					
Curtain Opened	1154		12		
Communication with Governor's Office reference any last stays	1155		12		
Activate Public Address (PA) System	1155		12		
Last statement	1155		12		
Execution Phase Begins	1155		12		
Deactivate Public Address (PA) System	1155		12		
Initiate phases	1155		12		
Physician pronounces death/Team Warden in agreement	1203		12		
Notification that sentence has been carried out to Governor's Office	1204		12		
Activate Public Address (PA) System	1204		12		
Notification that sentence has been carried out to Witnesses	1204		12		
Deactivate Public Address (PA) System	1204		12		
Curtain Closes	1204		12		
Official/Media Witnesses Departed Witness Room	1205		20		
Medical Team departs					
Body Removal Team	Enters 1205	Exits	12		
Verify/collect checklists/documentation to include FDLE logs.					
Debriefing					
Team Warden					

DATE:

EXECUTION PHASE BEGINS		TIME	STM Number
Technical Team confirmed with Executioners that LINE #1 is the PRIMARY LINE		11:57/AM	STM 14
Phase 1 Begins			
Syringe 1	Sodium Pentothal	Begins 11:56/AM Ends 11:58/AM	STM 14
Syringe 2	Sodium Pentothal	Begins 11:57/AM Ends 11:59/AM	STM 14
Syringe 3	Saline Solution	Begins 11:58/AM Ends 11:59/AM	STM 14
Phase 1 Ends		11:58	STM 14
Team Warden checks for consciousness		11:59	STM 14
Inmate medically checked for consciousness		11:58	STM 14
Phase 2 Begins		11:58	
Syringe 4	Pancuronium Bromide	Begins 11:58 Ends 11:59	STM 14
Syringe 5	Pancuronium Bromide	Begins 11:58/AM Ends 11:59/AM	STM 14
Syringe 6	Saline Solution	Begins 11:58 Ends 11:59	STM 14
Phase 2 Ends		11:58	STM 14
Phase 3 Begins		12:01	
Syringe 7	Potassium Chloride	Begins 12:01 Ends 12:02/AM	STM 14
Syringe 8	Potassium Chloride	Begins 12:02/AM Ends 12:03/AM	STM 14
Phase 3 Ends		12:03/AM	
Sentence has been carried out			
All materials/chemical mix disposed of according to State and Federal Law			
CONTINGENCY LOG:			
TEAM WARDEN			

EXECUTIONERS ROOM CHECKLIST

DATE _____

PREPARATION CHECKLIST

	TIME	Responsible Team Member
2 Team Members along w/FDLE observe preparation of lethal injection chemical mix		
Expiration Date of Chemicals verified		
8 syringes w/18 gauge, 1 inch blunt cannula		
8 syringes labeled to include chemical name		
8 syringes filled with chemical mix: Syringe #1 and #2: Sodium Pentothal Syringe #3: Saline Solution Syringe #4 and #5: Pancuronium Bromide Syringe #6: Saline Solution Syringe #7 and #8: Potassium Chloride		
8 syringes secured in Stand A		
8 syringes w/18 gauge, 1 inch blunt cannula		
8 syringes labeled to include chemical name		
8 syringes filled with chemical mix: Syringe #1 and #2: Sodium Pentothal Syringe #3: Saline Solution Syringe #4 and #5: Pancuronium Bromide Syringe #6: Saline Solution Syringe #7 and #8: Potassium Chloride		
8 syringes secured in Stand B		
Stand A and Stand B transported to Execution Room		
Execution Room secured		
2 Standard IV infusion sets and extension sets that will be clearly marked #1 and #2		

TEAM WARDEN _____

DATE: 4-23-08

Practiced #3

EXECUTION PREPARATION PROCESS(CONTINUED)		TIME	RESPONSIBLE TEAM MEMBERS	CONTINGENCY LOG:	TIME
Explanation to inmate of lethal injection				15 Guard line - Medical instructions	1242
Inmate offered injection for anxiety - one (1) hour prior				can not be ruled in the room	
Inmate accepted/declined injection for anxiety				Execution phase was then announced	1243
Open phone line with Governor's Office	1244		19	curtain closed + instructed	1243
Death Chamber Entrance Door Secured	1209		6	instruct to report line	
Read Warrant - Waived reading of the Warrant	1214		12	first two were checked +	1244
Restraints applied at holding cell	1217		6	medical supports	
Escorted to guinea	1217		2346	from standing instructed to get	1244
Security Team Restraint process begun/completed	Begins	Ends		to line #2	
	1217	1217	2344	curtain opened + Mt. Execution	1245
Technical Team process begun/completed.	Begins	Ends		Phase underway -	
IV method utilized: Peripheral Femoral	1221	1228	MP1 + MP2		
Security Team and Technical Team depart execution chamber	1231		334 MP1 + MP2		
Official/Media Witnesses Entered and Secured in Witness Room	1225		20		
Verify checklist completed/Executioners Room ready to proceed.	1234				
Team Warden	1235		12 6		
Curtain Opened	1236		12 6		
Communication with Governor's Office reference any last stays	1236		12 6		
Activate Public Address (PA) System	1236		12 6		
Last statement	1236		12		
Execution Phase Begins	1236		12		
Deactivate Public Address (PA) System	1236		12 6		
Initiate phases	1236		12		
Physician pronounces death/Team Warden in agreement	1248		12	Flatline	1247
Notification that sentence has been carried out to Governor's Office	1248		12		
Activate Public Address (PA) System	1248		12 6		
Notification that sentence has been carried out to Witnesses	1248		12 6		
Deactivate Public Address (PA) System	1248		12 6		
Curtain Closes	1248		12 6		
Official/Media Witnesses Departed Witness Room	1249		20		
Medical Team departs					
Body Removal Team	Enters	Exits	12		
	1249				
Verify/collect checklists/documentation to include FDL E logs.					
Debriefing				Team Warden	

EXECUTION CHECKLIST

DATE: _____

EXECUTION PREPARATION – PRIOR TO RECEIVING INMATE	TIME	RESPONSIBLE TEAM MEMBER	CONTINGENCY LOG:	TIME
All team members present				
Drug test completed				
Arrive on site				
Telephone check				
Cell phone check/Secure Team cell phones in cabinet				
Public Address System check				
Radio check/Radio accountability				
Visual Monitor/Video Equipment Check				
Obtain keys/Key check/Key log				
Equipment bag check				
Suit/Undergarments present				
Shower supplies				
Search shower				
Search holding cell				
Ensure sheets pressed and several back-ups				
Ensure IV Pole is on medical cart				
Checked Phase Light System				
Medical Equipment Check:				
• Wireless Telemetry Monitors				
• UPS for Wireless Telemetry Monitors				
• Cardiac Monitors				
• Cardiac Monitor Leads				
Verify checklist completed at this time: Team Warden				
EXECUTION PREPARATION PROCESS	TIME	RESPONSIBLE TEAM MEMBERS	CONTINGENCY LOG:	TIME
Receive Inmate/Obtain log book				
Complete shower				
Secure in holding cell				
Issue clothing				

DATE: 4/23/08 Practice (3)

EXECUTION PHASE BEGINS		TIME	STM Number
Technical Team confirmed with Executioners that LINE #1 is the PRIMARY LINE		12:35 PM	57M14
Phase 1 Begins			
Syringe 1	Sodium Pentothal	Begins: 12:44/12:44 Ends: 12:44 PM	57M14
Syringe 2	Sodium Pentothal	Begins: 12:46/12:46 Ends: 12:49 PM	57M14
Syringe 3	Saline Solution	Begins: 12:47/12:47 Ends: 12:48 PM	57M14
Phase 1 Ends			
Team Warden checks for consciousness			
Inmate medically checked for consciousness			
Phase 2 Begins			
Syringe 4	Pancuronium Bromide	Begins: Ends:	
Syringe 5	Pancuronium Bromide	Begins: Ends:	
Syringe 6	Saline Solution	Begins: Ends:	
Phase 2 Ends			
Phase 3 Begins			
Syringe 7	Potassium Chloride	Begins: Ends:	
Syringe 8	Potassium Chloride	Begins: Ends:	
Phase 3 Ends			
Sentence has been carried out		12:48 PM	
All materials/chemical mix disposed of according to State and Federal Law			
CONTINGENCY LOG: <i>Blocked line medical evaluated has a need to observe the form</i>			
TEAM WARDEN <i>John</i>			

EXECUTIONERS ROOM CHECKLIST

DATE _____

PREPARATION CHECKLIST	TIME	Responsible Team Member
2 Team Members along w/FDLE observe preparation of lethal injection chemical mix		
Expiration Date of Chemicals verified		
8 syringes w/18 gauge, 1 inch blunt cannula		
8 syringes labeled to include chemical name		
8 syringes filled with chemical mix: Syringe #1 and #2: Sodium Pentothal Syringe #3: Saline Solution Syringe #4 and #5: Pancuronium Bromide Syringe #6: Saline Solution Syringe #7 and #8: Potassium Chloride		
8 syringes secured in Stand A		
8 syringes w/18 gauge, 1 inch blunt cannula		
8 syringes labeled to include chemical name		
8 syringes filled with chemical mix: Syringe #1 and #2: Sodium Pentothal Syringe #3: Saline Solution Syringe #4 and #5: Pancuronium Bromide Syringe #6: Saline Solution Syringe #7 and #8: Potassium Chloride		
8 syringes secured in Stand B		
Stand A and Stand B transported to Execution Room		
Execution Room secured		
2 Standard IV infusion sets and extension sets that will be clearly marked #1 and #2		

TEAM WARDEN

EXECUTION CHECKLIST

DATE: 3-13-08

Practitioner #1

EXECUTION PREPARATION - PRIOR TO RECEIVING INMATE			TIME	RESPONSIBLE TEAM MEMBER	CONTINGENCY LOG:	TIME
All team members present		8:00	12		Execution Summary - 1 Emergency log in Clinician	
Drug test completed		N/A				
Arrive on site		8:25	1 21			
Telephone check						
Cell phone check/Secure Team cell phones in cabinet		8:25	411			
Public Address System check		8:30	21 14 20			
Radio check/Radio accountability		8:35	21 20 16 14 12			
Visual Monitor/Video Equipment Check		8:35	14			
Obtain keys/Key check/Key log		8:30	21			
Equipment bag check		8:35	4			
Suit/Undergarments present		N/A				
Shower supplies		8:33	21			
Search shower		8:33	21			
Search holding cell		8:35	21			
Ensure sheets pressed and several back-ups		8:36	4			
Ensure IV Pole is on medical cart		8:35	MP1			
Checked Phase Light System		8:36	14			
Medical Equipment Check:		8:41	MP1 MP2			
• Wireless Telemetry Monitors		8:41	MP1 MP2			
• UPS for Wireless Telemetry Monitors		8:41	MP1 MP2			
• Cardiac Monitors		8:41	MP1 MP2			
• Cardiac Monitor Leads		8:41	MP1 MP2			
Verify checklist completed at this time: Team Warden <i>[Signature]</i>						
EXECUTION PREPARATION PROCESS			TIME	RESPONSIBLE TEAM MEMBERS	CONTINGENCY LOG:	TIME
Receive Inmate/Obtain log book						
Complete shower						
Secure in holding cell						
Issue clothing						

DATE: 3-13-08

Practical #1

EXECUTION PREPARATION PROCESS(CONTINUED)		TIME	RESPONSIBLE TEAM MEMBERS	CONTINGENCY LOG:	TIME
Explanation to inmate of lethal injection				Regular staff -	
Inmate offered injection for anxiety - one (1) hour prior					
Inmate accepted/declined injection for anxiety					
Open phone line with Governor's Office					
Death Chamber Entrance Door Secured	8:57		4		
Read Warrant - Waived reading of the Warrant	8:58		12		
Restraints applied at holding cell	8:59		4		
Escorted to gurney	8:59		2344		
Security Team Restraint process begun/completed	Begins 8:59 Ends 9:03		2344		
Technical Team process begun/completed	Begins 8:59 Ends 9:03		2344		
IV method utilized: Peripheral Femoral	Begins 9:03 Ends 9:10		401402		
Security Team and Technical Team depart execution chamber	9:12		2344 40142		
Official/Media Witnesses Entered and Secured in Witness Room	9:10		20		
Verify checklist completed/Executioners Room ready to proceed:					
Team Warden					
Curtain Opened	9:14		12 4		
Communication with Governor's Office reference any last stays	9:15		12 4		
Activate Public Address (PA) System	9:15		12 4		
Last statement	9:15		12		
Execution Phase Begins	9:15		12		
Deactivate Public Address (PA) System	9:15		12 4		
Initiate phases	9:15		12		
Physician pronounces death/Team Warden in agreement	9:25		12		
Notification that sentence has been carried out to Governor's Office	9:25		12		
Activate Public Address (PA) System	9:25		12 4		
Notification that sentence has been carried out to Witnesses	9:25		12		
Deactivate Public Address (PA) System	9:26		12 4		
Curtain Closes	9:26		12 4		
Official/Media Witnesses Departed Witness Room	9:27		20		
Medical Team departs					
Body Removal Team	Enters 9:27 Exits		12		
Verify/collect checklists/documentation to include FDLE logs.					
Debriefing					
Team Warden					

Blocked time - Medical needs to
come out to witness line
Execution suspended - Confine
aband
Medical Room fire - Go to line 2
Confine opens - Execution resumes
Reopen phase 1 -
Flat line
9:19
9:18
9:19
9:20
9:21
9:24

EXECUTIONERS ROOM CHECKLIST

DATE 3/13/07 Practitioner 1

PREPARATION CHECKLIST	TIME	Responsible Team Member
2 Team Members along w/FDLE observe preparation of lethal injection chemical mix		
Expiration Date of Chemicals verified		
8 syringes w/18 gauge, 1 inch blunt cannula		
8 syringes labeled to include chemical name		
8 syringes filled with chemical mix: Syringe #1 and #2: Sodium Pentothal Syringe #3: Saline Solution Syringe #4 and #5: Pancuronium Bromide Syringe #6: Saline Solution Syringe #7 and #8: Potassium Chloride		
8 syringes secured in Stand A		
8 syringes w/18 gauge, 1 inch blunt cannula		
8 syringes labeled to include chemical name		
8 syringes filled with chemical mix: Syringe #1 and #2: Sodium Pentothal Syringe #3: Saline Solution Syringe #4 and #5: Pancuronium Bromide Syringe #6: Saline Solution Syringe #7 and #8: Potassium Chloride		
8 syringes secured in Stand B		
Stand A and Stand B transported to Execution Room		
Execution Room secured		
2 Standard IV infusion sets and extension sets that will be clearly marked #1 and #2		

TEAM WARDEN

DATE: 3/13/09 Practice I

EXECUTION PHASE BEGINS		TIME	STM Number
Technical Team confirmed with Executioners that LINE #1 is the PRIMARY LINE		9:23/AM	14
Phase 1 Begins			14
Syringe 1	Sodium Pentothal	Begins 9:23/AM Ends 9:25/AM	14 9:21
Syringe 2	Sodium Pentothal	Begins 9:23/AM Ends 9:25/AM	14 9:22/AM
Syringe 3	Saline Solution	Begins 9:24/AM Ends 9:24/AM	14 9:23/AM
Phase 1 Ends			
Team Warden checks for consciousness		9:24/AM / 9:22	14
Inmate medically checked for consciousness		9:24/AM / 9:23/AM	14
Phase 2 Begins			
Syringe 4	Pancuronium Bromide	Begins 9:24/AM Ends 9:24/AM	14 9:23/AM 14
Syringe 5	Pancuronium Bromide	Begins 9:24/AM Ends 9:24/AM	14
Syringe 6	Saline Solution	Begins 9:24/AM Ends 9:24/AM	14
Phase 2 Ends			
Phase 3 Begins			
Syringe 7	Potassium Chloride	Begins 9:24/AM Ends 9:24/AM	14
Syringe 8	Potassium Chloride	Begins 9:24/AM Ends 9:24/AM	
Phase 3 Ends			
Sentence has been carried out		9:25/AM	
All materials/chemical mix disposed of according to State and Federal Law		NO chemicals	used
CONTINGENCY LOG:			
Rechecked line syringe (4) needles activated			
The inmate began phase 1 with line 3			
TEAM WARDEN			

EXECUTION CHECKLIST

DATE: 3-13-08

Practice #2

EXECUTION PREPARATION - PRIOR TO RECEIVING INMATE	TIME	RESPONSIBLE TEAM MEMBER	CONTINGENCY LOG:	TIME
All team members present				
Drug test completed				
Arrive on site				
Telephone check				
Cell phone check/Secure Team cell phones in cabinet				
Public Address System check				
Radio check/Radio accountability				
Visual Monitor/Video Equipment Check				
Obtain keys/Key check/Key log				
Equipment bag check				
Suit/Undergarments present				
Shower supplies				
Search shower				
Search holding cell				
Ensure sheets pressed and several back-ups				
Ensure IV Pole is on medical cart				
Checked Phase Light System				
Medical Equipment Check:				
• Wireless Telemetry Monitors				
• UPS for Wireless Telemetry Monitors				
• Cardiac Monitors				
• Cardiac Monitor Leads				
Verify checklist completed at this time:				
Team Warden _____				
EXECUTION PREPARATION PROCESS	TIME	RESPONSIBLE TEAM MEMBERS	CONTINGENCY LOG:	TIME
Receive Inmate/Obtain log book				
Complete shower				
Secure in holding cell				
Issue clothing				